

# Your Webasto Parking Heater

Feel-good climate by the market leader


**Retrofit  
now!**



## Cozy interior for every weather!

Get in, feel good, drive off – that's how wonderful driving can be when you have a Webasto parking heater. Our parking heaters are real all-rounders when it comes to feel-good ambience. Is there anything nicer than getting into a car with just the right cozy temperature and clear visibility on a cold and wet or snowy day? The same also goes for hot days; just switch your parking heater to ventilation, and voila, pleasantly fresh air wafts into the interior.

We have expanded our range with new customized solutions – from the low-cost starter package all the way to the premium product with the flexible heat distribution options. See for yourself!



»Up until yesterday, I scraped ice every morning. Today I can't even imagine doing that anymore.«



»Getting in and feeling good after a long walk, even when it's beastly weather.«




»I'm always online. So I expect that from my parking heater too.«



»I need a parking heater that's like me: fast, punctual, reliable.«



»Since we have a parking heater, our mornings at breakfast are a lot more relaxed!«



»I'm active and always on the move. That's why my parking heater needs to be flexibly and independently controllable.«

**Feel-good climate despite rain,  
snow and ice**

**Quality and high performance  
from the market leader –  
regularly awarded**



Clear windows and pleasantly warm interior temperatures are not a matter of the size of the car. Webasto offers a top-notch solution for every type of car.

#### **Customized comfort for every type of vehicle**

Webasto developed the Thermo Top Evo generation of its parking heater line specifically for new vehicle models and those with limited installation space. It is available in the performance classes 4, 5 and 5+, providing optimum performance for the individual car sizes. Thanks to a series of innovations, the most powerful parking heater in its class, the Webasto Thermo Top Evo 5+, provides particularly fast and efficient warm-up of even large passenger compartments.



Thermo Top Evo



Comparative tests of the TÜV SÜD show: the Webasto Thermo Top Evo solutions defrost the windshield faster while consuming less fuel and electricity thereby proving much more efficient than comparable competitive products.



For the 10<sup>th</sup> time in a row, the readers of „auto motor and sport“ have chosen Webasto as the best brand in the category parking heaters.



For the 4<sup>th</sup> time, winner of the AutoBild reader survey, „The best brands in all classes!“ 04/2015



AutoZeitung readers agree: Webasto is the top brand for parking heaters!





## Entry-level package: Small price, great performance

Getting into a pre-heated car early in the morning, enjoying great comfort even on a mini budget and above all, being on the road much more safely. That is all included in the Webasto entry-level package for small cars.

You can get a Webasto parking heater including installation and the MultiControl preset timer for as little as 1,098 Euros\*. The Thermo Top Evo fits into almost any small car and is guaranteed to be a worthwhile investment.

### Good news for drivers of diesel-fueled cars

Many diesel-powered vehicles come with a built in auxiliary heater. With an upgrade kit by Webasto it can be upgraded to a full-fledged parking heater at low cost and with minimal effort!

Thus you have all the functionality of an original Webasto parking heater as well as the complete selection of control units.


## For extra personalization: the Webasto Individual add-on kits

A Webasto parking heater provides comfort and safety during the cold season. Ice and fog-free windows improve visibility, thus significantly enhancing safety on the road. To upgrade the benefits you get from your parking heater, you can personalize it with the individual Webasto add-on kits.

You can choose from the Individual Quick and the Individual Select kits. So that your parking heater is perfectly geared to your personal preferences, down to the last detail.

**Webasto Individual Quick** provides you particularly fast warmth in the vehicle interior.

**Webasto Individual Select** leave the choice up to you: You decide where and when you want just how much heat.



## Webasto Individual Quick Get warm faster, get away faster

Especially short-distance and spontaneous drivers benefit from a real extra in comfort provided by the Webasto Individual Quick. The parking heater is integrated with an island circuit, the engine therefore not involved. Thus the entire capacity of the parking heater is available solely for heating the interior and defrosting the windshield. This way, the interior is preheated up to 50% faster, while the battery is spared.

Webasto Individual Quick is available for the Thermo Top Evo 4 and 5 parking heaters with the control unit of your choice.

### Concentrated heat output for the interior

Heating up the entire car with the engine and passenger compartments may take some time. Generally 30 minutes for a normal parking heater. Webasto Individual Quick gives you the option of heating the passenger compartment separately from the engine space.

### The advantages are obvious:

- Rapid heating of the interior
- A safe drive from the very start thanks to frost-free glasses
- Rest the battery of the car

## Webasto Individual Select You can enjoy flexibility even in winter

Do you wish to decide from one car trip to the next how you would like to use your parking heater? A Webasto parking heater combined with the Individual Select add-on kit allows you maximum freedom and spontaneity. Then it won't make a difference whether short distance or long distance, and you're guaranteed a reliable start in cold climate countries. With Webasto Individual Select you're in charge of the heating.

### Three options for warmth to measure:

When outside temperatures fall to  $-10^{\circ}\text{C}$ , the battery-conserving **"interior"** mode defrosts the windshield and warms up the interior of the car in around 15 minutes. Those who desire comfort and a warmed-up engine can heat using the combination or standard mode. The difference: in **"combination"** mode the priority is to heat the interior of the car and engine preheating\* is activated with a time delay, once the interior has reached the desired temperature. In **"standard"** mode, however, the interior and the engine\* are warmed up at the same time.

### Convenient operating

Important: The parking heater with Webasto Individual Select is operated with the ThermoCall Advanced control unit and the App.





## Heating exactly how and where you like it

Warm up your car via your mobile phone – operating a Webasto parking heater has never been easier and more flexible. Goodbye ice scraper – hello feel-good climate!

### Unlimited operation comfort

The Webasto ThermoCall App liberates you in many new ways. It allows you to operate your parking heater specifically and conveniently at any time and from anywhere. It's easy: by making a call, sending a text message or via App. All you need is a phone and the ThermoCall control unit that is installed in the car along with parking heater.

**The ThermoCall control unit is available in two new versions:**

#### ThermoCall Entry

With the basic model you control your parking heater with the on/off function.

#### ThermoCall Advanced

The comfort model gives you totally individual control of the operation of your parking heater via a variety of control functions:

- Preprogramming for seven days in advance
- Choose from heating, ventilation and automatic settings
- Weather alert when the weather is unpleasant
- Display of account balance on the ThermoCall SIM card\*
- Control several vehicles
- Search for the nearest Webasto partners

**New**

\* To operate the ThermoCall you need a SIM card with a sufficient balance. Depending on your contract type, the feedback function incurs text message costs.

New



## Warm App!

Install the free ThermoCall App on your smartphone and you can see for yourself. The navigation is intuitive and clearly organized – now it's fun to operate your Webasto parking heater!

You have all the information you need and the important functions right there in front of you on your start screen. With the restructured and clearly arranged menu you can conveniently manage your vehicle information and your personal settings. That way you can control your parking heater just how and where you like.

**By the way: The App is free of charge. Download now and try the demo version.**



**You can download the App for free here:**

- Apple App Store
- Amazon App Shop
- Google Play Store

### Even more comfort

Have you combined the "Individual Select" add-on kit with your Webasto parking heater? In that case, the ThermoCall Advanced control unit also lets you select various preheating options.

### You don't have a ThermoCall control unit yet?

Not a problem, it can be retrofitted anytime. The control unit can be retrofitted also for most of the factory-installed parking heaters.

# Climate comfort – operated comfortably

Your Webasto parking heater not only ensures substantially more comfort and convenience, it can also be conveniently and easily operated – exactly as you like.



The design of the **Telestart T91**, the smallest remote control for parking heaters, is attractive and compact. It has an on/off function with feedback signal and a range of up to 1,000 meters.



Besides the on/off function with feedback and the temperature request, the **Telestart T100 HTM** also offers the opportunity to adjust the desired departure time. The intelligent remote calculates the required heating time based on the current indoor temperature. Operating range up to 1,000 meters.



**The Webasto MultiControl preset timer**  
Operate your Webasto parking heater comfortably and intuitively with the new cutting-edge MultiControl preset timer.

Thanks to the built in automatic timer, you can preprogram up to three preset times per weekday. All the start and stop times that have been programmed and activated are clearly presented. If you prefer, you can also switch your parking heater on directly via the instant start button.



Webasto offers remote controls with the highest reach for parking heaters – with distance to the competition. This shows the test of the technical control board of Austria in comparison to products of the competition under free field conditions.

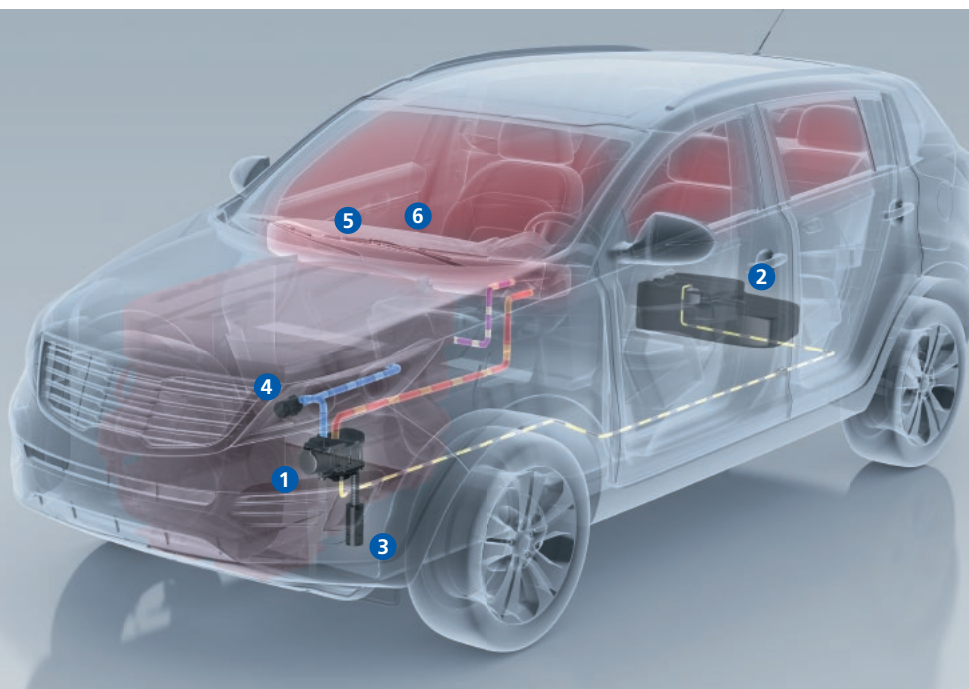


# How your Webasto parking heater works – it's that simple

All Webasto parking heaters operate according to the same proven principle. Simple, effective and safe.

## The Webasto innovation: continuously variable heat output control with Intelligent Heat Control

- Automatically always provides only as much heat output as is necessary
- Reduces fuel consumption, conserves the battery and spares the environment
- Enhances heating comfort
- Standard on all Webasto Thermo Top 4 and Thermo Top 5 heaters



- The parking heater ① is activated with one of our remote controls. Now new: Also via App!
- The parking heater goes into start mode: fuel is transported from the gasoline tank ② to the heater.
- The parking heater fan draws fresh air in ③.
- The gasoline-air mixture is ignited by a glow plug – the combustion chamber warms up.

- The circulation pump ④ moves the cooling agent along a closed loop: through the parking heater to the car heater's heat exchanger ⑤, then on to the engine and back to the parking heater.
- The cooling agent is warmed up in the parking heater.
- This warmth is expelled from the car heater's heat exchanger and comes into the car interior via the car's fan ⑥.
- The cooling agent is transported to the car engine and warms it up as well.
- Back in the parking heater the process starts all over again.

# Heating comfort for every type.

## And always at a fair price.

### Technical information and prices for parking heaters:

Type of heater	Thermo Top Evo 4 <sup>1)</sup> Thermo Top E		Thermo Top Evo 5 <sup>1)</sup> Thermo Top C	Thermo Top Evo 5+
Heat output (kW) Full Load/Partial Load	4 /2.5		5 /2.6	5 /2.6
Consumption of fuel (l) during an heating phase of 20 min. fully loaded	ca. 0.17		ca. 0.21	ca. 0.21
Power input (W) Full Load/Partial load	35/26		46/26	46/26
Price (Euro)				

<sup>1)</sup> With Intelligent Heat Control

### Prices remote controls:

Type of control element	Timer		Telestart		ThermoCall	
	MultiControl		T91	T100 HTM	ThermoCall Entry	ThermoCall Advanced
Price (Euro)						

### Information and prices add-on kits:

Webasto Individual Quick <sup>2)</sup>	
For driving short distances with focusing on interior preheating	50% faster warming of the interior, no engine preheating
Price (Euro)	

Webasto Individual Select <sup>2) 3)</sup>	
For Individualists and maximum flexibility in distributing the warmth	Individual approach with App according to interior and engine preheating
Price (Euro)	

<sup>2)</sup> Not in combination with Thermo Top Evo 5+    <sup>3)</sup> Only in combination with ThermoCall and App

For installation costs, please ask directly at your Webasto dealer.

Did you already know? The parking heater is worth itself twice:  
caused by the ventilation function, the parking heater also ensures  
pleasant temperatures in the summer!

# This is how easy it is to get your parking heater

## Trust our Webasto dealers

Wherever there are Webasto parking heaters, you get the Webasto specialist to go right along with it. He is specially qualified for the installation of Webasto parking heaters and in addition to good advice, he also offers you top-notch service. When it comes to your parking heater wishes and requirements, you are in the best hands here.

## Have him make you a good offer

At Webasto you get quality from the market leader. And you even get that at particularly favorable prices. For example, our complete offer for small cars. Or our add-on solution for diesel-powered vehicles: many already come equipped with an auxiliary heater ex works. With an upgrade kit from Webasto, it can be inexpensively turned into a full-fledged parking heater.

Set up an installation appointment and experience the total comfort of a Webasto parking heater in your very own car.

## Webasto wishes you a pleasant drive!

For over 75 years, the Webasto Group has been setting technological standards – in the original equipment sector and in the aftermarket. As one of the 100 largest suppliers in the automotive industry worldwide, we develop and produce roof, convertible as well as heating, cooling and ventilation systems. Our products help ensure a better driving experience, more comfort and/or security, as well as enhanced efficiency for cars, commercial and specialty vehicles, motor homes and boats. An outstanding network of production facilities and dealers guarantees high-quality products, installation standards and services worldwide.

Webasto Thermo & Comfort SE  
P.O. Box 1410  
82199 Gilching  
Germany

**webasto.com**  
**parkingheater.com**