Webasto
Feel the Drive

Recreational Vehicles Catalog

Space and Weight Saving Solutions from Webasto

2021/2022

Table of Contents

Welcome to Webasto RV – What's new? 6
We Are Here to Develop Your Business 8
A Complete New Set of Catalogs to Support Your Sales 9

Heating Products 12
Diesel Heating Solutions 14
Main Accessories for Heating Systems 44

Hybrid and Gas only Solutions 72

Cooling Products 78
A/C Systems 80
Refrigeration 86

Comfort Products 108
Diesel Cooker 110

Note: Not all products are available in each country.

Dear Customers and Partners!

Develop intelligent products around the Webasto advanced core technologies and integrate them into complete and innovative comfort solutions for every recreational vehicle: this is the vision we have been aiming at for years and whichis still the base of our product roadmaps today.

Since the RV market is going more and more towards more compact vehicles and the coming stricter EU regulations will limit further the payload, Webasto solutions are getting even more attractive as they can contribute quite significantly to the reduction of weight and to safe space in the inner cabin.

Looking back, we are proud to have been the first supplier to introduce diesel technology into the RV market more than 15 years ago, and to have provided OEMs with the opportunity to build totally gas free vehicles. Since then, we have continuously improved our products to increase the level of on-board comfort and autonomy. Our gas-free solutions or hybrid solutions (cabin air heating with diesel + water heating on gas) both bring outstanding savings when it comes to weight (less gas on board) and inner space (smaller gas tanks, underfloor mounting of our products).

More recently, we highlighted the benefits of new, ultra silent and high performance refrigeration compressor technology for our customers. As a result, for example, happy caravan owners enjoy large innovative drawer fridges and the pleasure of having ice or cold drinks even in extremely hot climate conditions. This year, we are introducing new products with unique, interesting characteristics for the RV industry.

With the new 115L Freeline Elegance and the Isotherm Intelligent Temperature Control Device, Webasto brings two low e-consumer products which improve noticeably the electrical efficiency and the autonomy of compressor refrigeration. Having the space constraints of compact vehicles in mind, Webasto also introduces some special shaped products like the BI16 to provide high performance refrigeration to small vans.

Our continuous in the development of new technologies drive us, bringing new ideas and keeping all of our customers satisfied.

Air-conditioning is one of the core competences at Webasto. With the BlueCool Drive 40, we have introduced a powerful air-conditioning product which provides also cold air to the rear passengers while driving.

As of this year we are offering a range of robust, powerful but still leightweight rooftop air conditioners which provide perfect climate even in the hottest outside temperatures.

Innovation should translate into beneficial features and great ease of use, not only of our products but also of all peripheral sales and application tools which make your life easier in installing and maintaining our products. Please register on our dealer portals and gain exclusive access to our extensive training programmes (online or on site) with the ultimate goal to be part of our network and to help you develop new sales potentials.

RV is our passion. Just as it is yours. We hope that this catalog assists you with your season and if you do have any suggestions or feedback, please do not hesitate to let us know.

We look forward to enjoying a new motorhome and caravan season with you.

Enjoy more comfort.
Enjoy more independence.
Enjoy more Webasto.

Your Webasto RV Team

Welcome to Webasto RV

Whats New?

This catalog provides you with detailed information on our core products as well as our added-value accessories for the RV market. You can then build safe applications and deliver fast and professional assistance to your customers. Here you can find an extract of our latest product innovations:

Thermo Top Evo RV Classic

- New generation Thermo Top Evo
- Now available with 1.8 kW minimal heating power

Cool Top Trail

- Powerful units with high cooling and heating capacity
- Robust, lightweight and low noise
- Wide operating range from -5 to 50 °C

Heat Air

- Extremely lightweight
- Gas Only or Gas & Electric solution available
- Underfloor installation opens up more space in the interior

Expanse

- Water heater with LIN control
- More space onboard (underfloor installation possible)
- Gas and electric power options
- Fast heat up and reheat

Refrigerator cooling box BI 30

- 30 liter cooling box for vertical installation
- Easy access to food and drinks from the top
- High performance with low energy consumption
- Digital temperature control

We Are Here to Develop Your Business

Dealer portal: http://dealers.webasto.com

- Easy access to complete Webasto documentation
- Powerful search and download tools
- Login-protected access to complete technical data and applications
- Periodical product information to keep you updated on evolving product developments

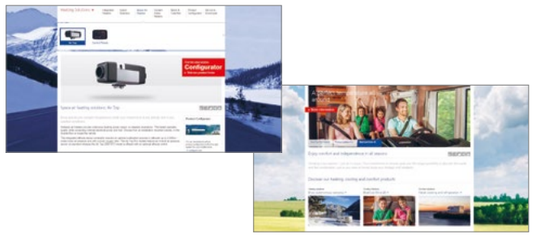

Website: webasto-outdoors.com

- Quick and appealing product guide
- International dealer locator
- Multi-lingual access

RV training programs and technical guidelines

- Powerful product training, also web-based training
- Regular updates on new features
- Various modules adapted to audience
- Important guidelines for safe application engineering
- Specialized trainings can be organized on demand



Marketing documentation and materials

- Product brochures, flyers, banners
- Dealer packages
- Point of Sale material

A Complete New Set of Catalogs to Support Your Sales

RV product catalog

- Main products
- Scopes of delivery
- Application concepts
- Specific accessories



Product catalog for heating solutions, incl. accessories

- For Cars, Trucks, Light-duty and Special Vehicles, Rail, Recreational Vehicles

Whale heating and water system products

- For motorhomes and caravans
- All products and accessories distributed by Webasto in Continental Europe

This catalog has been designed to help you in defining a complete solution for each motorhome and caravan.

Page header indicates which part andtype of information you reached within each product section: Product overview, scopes of delivery, etc.



Colored highlights give you direct access to the product range.

All accessories can be found in the separate heating catalog.

Enjoy Comfort, Enjoy Independence
In All Seasons and Under All Weather Conditions

Since the very start of our activities in the recreational vehicle industry, we have always focused on innovation as a main business development driver. Our vision is that we ensure greater comfort and freedom with our products for motor-homes and caravans.

For enjoying greater independence, all our heating systems are based on diesel. Diesel is available no matter where you go and is taken directly from the vehicles tank.

This ensures unlimited freedom!
Our comfort solutions additionally enhance well-being atmosphere in your motorhome or caravan by providing cooled drinks or food from a fridge or travel box.

With Webasto you can enjoy unforgettable moments in your motorhome and caravan. That is what we mean by "Enjoy comfort, enjoy independence."
That is Feel the Drive.

Long Tradition
Since its foundation Webasto has been a family-run company where high-performing quality products are our main purpose.

Innovative Technology
High investments in R&D and the continuous development of new technologies allow us to keep all our customers satisfied.

Automotive Quality from the start
Webasto stands for more than 110 years of experience and innovation in sunroofs, convertibles as well as heating, cooling and ventilation systems.

Award Winning Products
We are very grateful for the confidence our customers place in our products by voting our heating solutions as one of the best brands in the market.

A Logical Vision:
Rely on the Energy Source You Already Have on Board

Webasto has always prioritized the fuel of the vehicle as the most logical, readily available, main energy source. This strategy is complementary to Gas – it has been working properly for decades now. And it makes full sense, especially for big energy consuming functions like cabin heating.

More space inside
- All Webasto heaters can be mounted outside the vehicle. This significantly increases the total storage space inside the motorhome.

Less weight
- In winter in average 90% of the Gas gas carried with the RV is needed for heating. With Webasto products you can downsize your Gas stock to one single 5 kg bottle and gain up to 35 kg for additional load inside the vehicle.

Perfect climate on board
- Thanks to the stepless power regulation (unique feature on the market). Webasto heaters manage to maintain a stable cabin temperature with a hysteresis lower than 0.40 °C. This creates greater passenger comfort.

Increased fuel autonomy
- Diesel fuel is standardized worldwide and almost everywhere available even in the most remote places
- Precise monitoring of fuel supplies via fuel-gauge possible
- No extensive procurement of Gas gas bottles in foreign countries necessary
- No adapter for foreign Gas gas bottle connectors necessary
- Heating whilst driving in any country without the need of purchasing additional security valves. Thus, enjoying a warm cabin from the very first minute on

1985
Webasto offers heaters from other markets on the RVmarket.

1990
Webasto offers RV dedicated applications on the the RV market.

2000
Webasto goes international in the camping market.

2002
Webasto is the first to offer underfloor heating applications.

2004
Webasto offers a diesel-fueled cooking solution only for RVs.

2006
Webasto develops heaters especially for the RV market.

2007
Webasto offers the first gas-free solution on the RV market.

2009
Automatic Altitude Adjustment.

2010
Webasto offers Isotherm compressor fridges to the motorhome market.

2012
Webasto provides the complete one-stop-shop hybrid solution. Market launch of the Dual Top ST. Webasto offers compressor refrigerators for the caravan market.

2014
Market launch of BlueCool Drive 40 climate kit. New generation of Air Top Evo 40/55.

2016
Webasto introduces the Freeline 115 fridge, specially designed for use in RV vans. The Thermo Top EVO is launched in the RV market.

2018
Webasto presents first electrical Water heater eThermo Top Eco.

2018
Market launch of first RV roof top AC unit Cool Top Trail.

2019
Webasto presents the new Heat Air

2020
Webasto presents the new Freeline Slim 140

2021
Webasto presents the new generation of ThermoTop Evo RV Classic

Heating Products

Introduction to Autonomous Camping 14

Which Heater for Which Application? 16

RV-Specific Heater Scope of Delivery 17

Integrated Heaters 18
Application Concept 20
Advantages 21
Dual Top ST 22

Air Heaters 24
Application Concept 26
Advantages 27
Air Top 2000 STC 28
Air Top Evo 40 30
Air Top Evo 55 32

Water Heaters 34
Application Concept 36
Advantages 37
Thermo Top Evo 38
eThermo Top Evo 40
Thermo Pro 90 42

Introduction to Autonomous Camping

Innovative Technology for More Freedom – Heating With Diesel

Besides the fact that you can gain more space inside the vehicle or increase your payload when heating with diesel, it provides you with more freedom and autonomy. Exactly what you need when you are on holiday and want to relax rather than wonder where to get new gas. Diesel heating is not that new anymore to the motor-home market as Webasto has been providing sophisticated solutions for years. Heating with the fuel provided by the vehicle fuel tank is the smartest way to make use of the existing fuel on board.

This enables to reduce the overall gas consumption e.g. in winter by by almoust 90 %. You can get diesel fuel anywhere whereas finding proper Gas gas supplies might end up in some annoying hassle also due to the different gas bottles and adaptors used throughout Europe.

By heating with diesel you can benefit from:

- 24/7 availability at different fuel stations throughout the world
- Carrying less Gas gas bottles leads to an increase of payload
- Less hassle to find supplies in foreign countries
- Reduced physical handling of heavy Gas gas bottles (2 x 11 kg gas bottles can weigh up to 54 kg)
- Heating whilst driving without any further expenses
- Thus, enjoying a warm cabin from the very first minute of your stay

Webasto – market leader when it comes to diesel heating

Every year, Webasto produces more than 1 million fuel operated heaters for all kinds of markets: car, truck, light-duty vehicle, off-highway, special vehicle, rail, bus, defense, recreational vehicle and marine. Quality, reliability and performance have always been our top priorities.

We test our systems regularly in our own climatic test chambers against the highest quality standards, exposing them to varied and extreme temperatures and weather conditions. This enables us to adapt them perfectly to your motorhome needs.

Which Heater for Which Application?

Dual Top ST
Integrated heaters

- Supply of warm air and hot water
- Designed to be installed outside the vehicle
- Precise and stepless cabin temperature control
- Very fast heat-up phase
- Low noise operation

Air Top
Air heaters

- Supply of warm air to the cabin
- Short heating-up times thanks to effective output
- Available as a complete installation kit for quick and simple retrofitting
- Perfect heat output even at high altitudes (Automatic Altitude Adjustment)
- Low noise operation
- Very compact dimensions
- Can be installed outside the vehicle

Thermo Top
Water heaters



- Heats the driver's cab and pre-heats the engine
- Can also be connected to the existing water heater system
- Supply of heat via the air outlets in the dash-board
- Space-saving installation in the engine compartement

Which heating product fits your demands?

Vehicle types	Camper		Semi-integrated		Top bank		Integrated		Over 7.5 t
	6.5 m	8 m	6.5 m	8 m	6.5 m	8 m	6.5 m	8 m	over 8 m
Dual Top ST									
Air Top 2000 STC									
Air Top Evo 40									
Air Top Evo 55									
Thermo Top Evo									
Thermo Pro 90									

Use as main heater
Use as additional heater alongside existing unit (e.g. Gas gas)
Use as additional heater or water heater

RV-Specific Demands Require RV-Specific Heater Scopes of Delivery

Why should I choose an RV-specific scope of delivery?

Having absolutely satisfied customers in the long term is the objective of our RV scopes of delivery. Therefore we have significant differences between the heaters and applications in the RV market compared to other markets. These differences are illustrated below:

1 **Easier to handle RV scopes of delivery**
- Plug & Play system: Ready to install
- One order number for a complete kit
- Reduction of purchasing and logistics efforts
- New packaging logic of kits for faster and easier installation

2 **Very low noise applications**

Noise reduction accessories that sum up to a no noise kit like:
- Specific RV fuel pumps: Operate at a very low noise level
- Exhaust, combustion and heating air silencers reduce significantly noise emissions, ensuring peaceful nights for users and their neighbours

3 **Differences to Webasto heaters designed for other markets**

Air heaters designed for other markets start to idle when the target temperature is reached:
- The side-effect:
  End users feel a cold air flow from the outlets which makes them feel uncomfortable inside the vehicle
- The solution:
  RV-specific heaters are programmed differently. The idling effect is deactivated in all heaters inside the RV scopes of delivery to provide the best comfort for the user

4 **External cabin temperature sensor is obligatory for RV applications**

It is a standard in all RV scopes of delivery and provides additional advantages:
- Target temperature inside is reached more accurately
- Using the external cabin temperature sensor triggers the heater to stop the blower in stand-by mode
- In addition, the power consumption is reduced significantly

5 **Suitable for operation in high altitudes**
- Integrated altitude sensor in Air Top Evo heaters guarantees optimum heat output at high altitudes
- The MultiControl user interface allows to select an altitude operating mode for the Air Top 2000 STC

Webasto Dual Top ST:
The sophisticated integrated heater solution

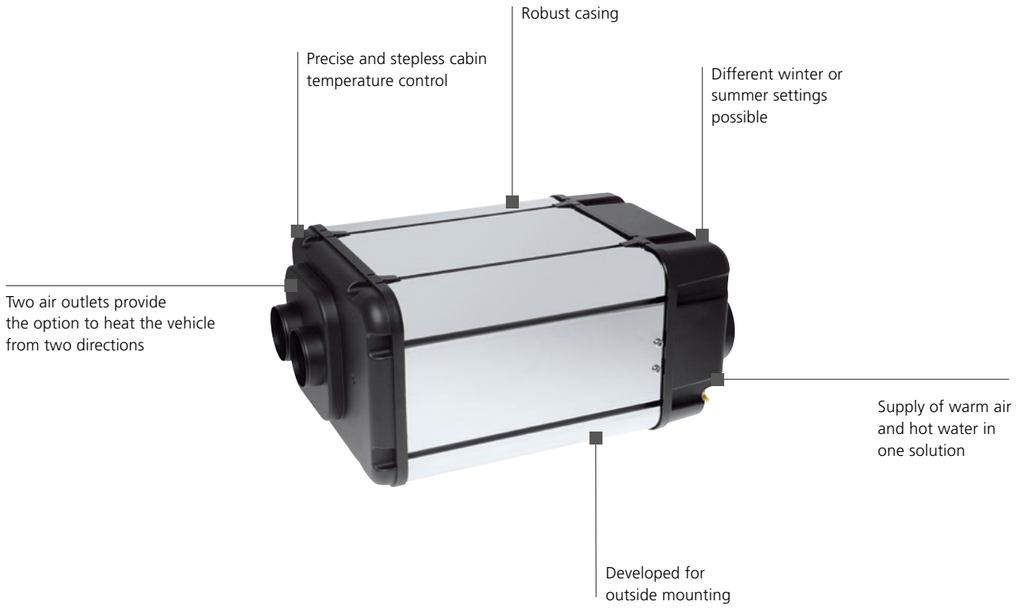

The Dual Top ST standard manual control

- Two knobs to choose operation mode and desired temperature
- Summer mode with either hot water at 40 °C or 70 °C
- Winter mode with air heating only or combined with hot water up to 70 °C
- Autodrain function of boiler
- Additional manual or automatic antifreeze function

- Dual Top ST 6
- Dual Top ST 8 with additional electrical heating

See page 22

Technical specifications

	Dual Top ST 6	Dual Top ST 8
Heating power (kW)	1.5 – 6.0	1.5 – 6.0
Additional power with electrical coil (kW)	–	1.0 – 2.0
Fuel	Diesel	Diesel
Fuel consumption (l/h)	0.19 – 0.66	0.19 – 0.66
Rated voltage (V)	12	12
Operating voltage range (V)	9 – 15	9 – 15
Rated power consumption (W)	15 – 65	15 – 65
Boiler capacity (l)	9.8	9.8
Air flow max. (m^3/h)	230	230
Dimensions L x W x H (mm)	530 x 352 x 256	530 x 352 x 256
Weight (kg)	23	24

Integrated Heaters
Application Concept

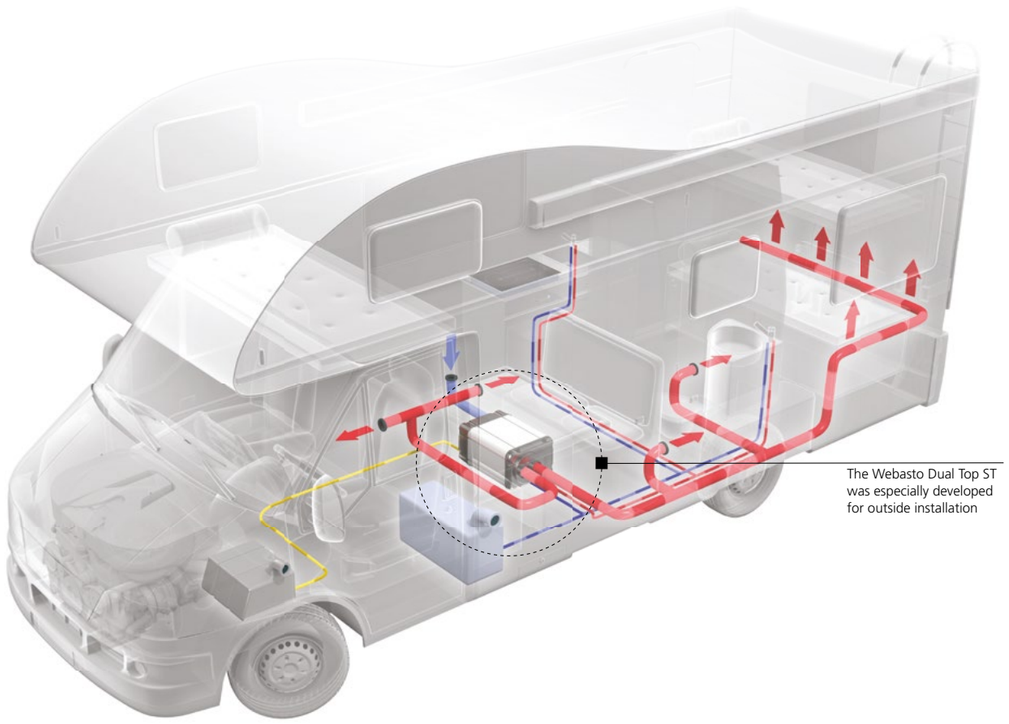

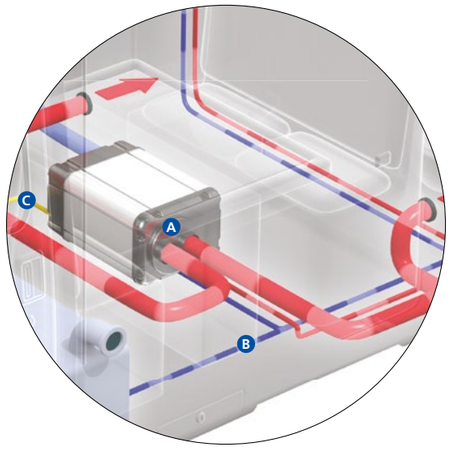

A Warm air is heated up and distributed in the vehicle via two air outlets at the heater

B The domestic water boiler is connected directly to the fresh water tank

C Fuel lines lead to vehicle's tank or fuel return line

Integrated Heaters
Advantages

The advantages of Webasto Dual Top ST heaters

- Supply of warm air and hot water
- Heating power from 1.5 kW to 8 kW (with electrical coil)
- Water temperature on demand: Eco water heating up to 40 °C or Boost water heating up to 70 °C
- Smooth blower and burner operation for low noise and fuel consumption
- Precise and stepless cabin temperature control
- Very fast heat-up phase
- Low noise operation
- Hot water boiler for long showers
- Designed to be installed outside the vehicle for maximum space inside
- Less weight through reduced need for Gas gas bottles

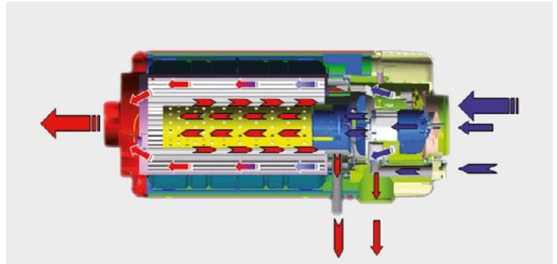

How Webasto Dual Top ST heaters work

Webasto Dual Top ST is an integrated air- and water heating system that operates efficiently and cost-effectively. When the unit is switched on, the fuel pump feeds fuel from the vehicle fuel tank to the heater. Here the fuel is automatically ignited by means of a glow plug. In the combustion chamber, the flame heats up the heat exchanger. The unit takes air in from the outside for combustion purposes and the combusted exhaust is discharged to the outside.

During heating, the integrated fan takes in the cold air from inside of the vehicle and routes it through the unit. As the air flows through the heat exchanger, it heats up and is then distributed through the outlets back into the vehicle. The connected hot air ducting now spreads the air evenly throughout the vehicle interior. A temperature sensor constantly measures the interior temperature and automatically adapts the heating power output by adjusting the amount and temperature of air passing through the unit. For heating the vehicle evenly, Dual Top ST has two outlets delivering the heated air.

The advantage here is that the vehicle can be heated from two directions, guaranteeing perfect warm air distribution.

All Dual Top ST heaters have a boiler where water is being heated up to 40 ° or 70 °C. The Dual Top ST also features a separate antifreeze mode that can be selected at the control panel and which ensures that the boiler and cabin temperatures remain above freezing point. If the water temperature falls below 6 °C, the automatic drain function ensures that water is emptied from the boiler – even if the heating system is switched off. In addition, the boiler can be drained manually directly at the control panel.

On a campsite with access to electricity, Dual Top ST versions with electrical coils can run either additionally or exclusively on 230 V electricity.

Integrated Heaters
Dual Top ST

Dual Top ST – Warm air and water
The Webasto Dual Top ST is a multimode operation system to provide heating and hot water in all seasons. It can be installed outside the vehicle to free storage space.

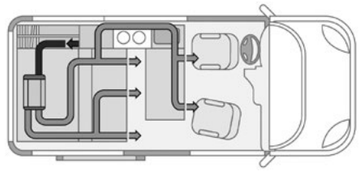

The Dual Top ST as well as the air intake can be positioned in the back. The heated air can be distributed directly through several outlets inside the living space.

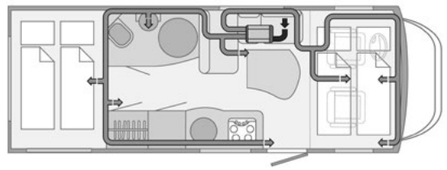

Extracting heating air from an enclosure like a seat box can reduce the noise coming from the heating air ventilator. Especially in vehicles with several areas a number of air outlets positioned in different spots ensure an even distribution of heated air in the living spaces.

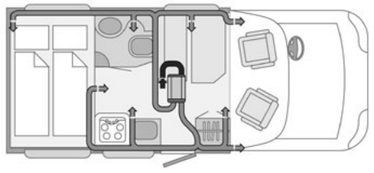

Mounting the air intake in a central area will provide an even air circulation throughout the interior. In addition both heater outlets are used in a similar way to distribute the heated air flow evenly in the cabin.

The advantages of the Dual Top ST
- Saving space inside the vehicle
- Efficient and fast heat up
- Up to 6 kW of heating power with Diesel and additional 2 kW electrical with Dual Top ST 8
- 3 year warranty (3rd year on parts)

Technical specifications

	Dual Top ST 6	Dual Top ST 8
Heating power (kW)	1.5 – 6.0	1.5 – 6.0
Additional power with electrical coil (kW)	–	1.0 – 2.0
Fuels	Diesel DIN EN 590	Diesel DIN EN 590
Fuel consumption (l/h)	0.17 – 0.65	0.17 – 0.65
Rated voltage (V)	12	12
Operating voltage range (V)	10.5 – 15	10.5 – 15
Rated power consumption (W)	15 – 65	15 – 65
Boiler capacity (l)	9.8	9.8
Air flow max. (m^3/h)	230	230
Dimensions L x W x H (mm)	530 x 352 x 256	530 x 352 x 256
Weight (kg)	23	24

Scopes of delivery

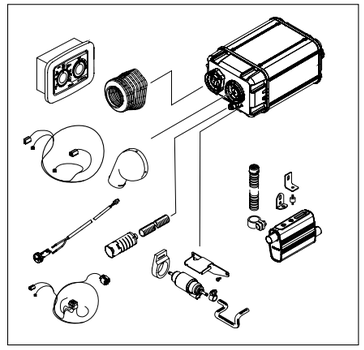

Dual Top ST
- External temperature sensor
- Fuel pump DP42.4
- Extension cable harness fuel pump 7 m
- Fuel hose 5 m
- Exhaust silencer
- Air-intake silencer
- Kit Dual Top rubber bellow
- Air intake cover
- L-mounting brackets
- Mounting parts with shock absorbers
- 10 mm pipe connectors
- Documentation

Dual Top ST 6
- Heater (Dual Top ST 6)
- Manual control panel
- Extension cable control panel 3 m
- Cable harness (Dual Top ST 6)

Dual Top ST 8
- Heater (Dual Top ST 8)
- Digital control panel
- Extension cable control panel 3 m
- Cable harness (Dual Top ST 8)

1 **Order number**

Dual Top ST 6 STD AM	**1328300B**
Dual Top ST 6 DP AM*	**1328302B**
Dual Top ST 8 STD AM	**1328303B**
Dual Top ST 8 DP AM*	**1328304B**

2 **Mounting parts**
The Dual Top ST can be mounted inside and outside the vehicle. Please refer to the mounting parts section for more information.

3 **Fuel extractor**
The connection of the heater to the fuel system depends on the vehicle. Please select the right solution for your vehicle.

4 **Air distribution**
For the distribution of the hot air in your vehicle you need hoses, distributors and outlets. Please configure your air distribution system individually.
Note: Always screw the hot air ducting to the outlets at the heater for a safe application!

5 **Water distribution**
Choose the right components for each vehicle.
Note: Use quick adapters for all connections!

6 **Accessories (optional)**
For extension of your heating system you will find comfort control elements as well as other installation and system components in the separate heating catalog and a selection of components also in this catalog.

* The Diving Pump (DP) version units are specific for diving pump water systems. The standard units are suitable for pressure pump water systems only.

Please refer to our separate heating product catalog for our full range of accessories (see also page 9).

Air Top Evo:
Perfect heat even in high altitudes!



MultiControl:
The MultiControl sets new standards in terms of its modern design and user-friendliness that allows fast and intuitive operation. It includes features like an immediate start button, the ventilation function and fault code display. You can program up to three start times per day for your heater which allows the best individual comfort.

ThermoConnect TCon2:
Our new app lets you control your water and/or air heater smarter and more flexibly than ever before. Available for iOS and Android devices.

- Air Top 2000 STC See page 28

- Air Top Evo 40 See page 30

- Air Top Evo 55 See page 32

Technical specifications

	Air Top 2000 STC		Air Top Evo 40	Air Top Evo 55
Heat power (kW)	0.9 – 2.0	1.0 – 2.0	1.5 – 3.5/4.0*	1.5 – 5.0/5.5*
Fuel	Diesel	Petrol	Diesel	Diesel
Fuel consumption (l/h)	0.12 – 0.24	0,14 – 0,27	0.18 – 0.43/0.49	0.18 – 0.61/0.67
Rated voltage (V)	12	12	12	12
Rated power consumption (W)	13 – 30	15 – 30	15 – 40/55	15 – 95/130
Air flow against 0.5 mbar (m^3/h)	93	93	132/140	200/220
Dimensions L x W x H (mm)	310 x 120 x 118	310 x 120 x 118	423 x 148 x 162	423 x 148 x 162
Weight (kg)	2.6	2.6	5.9	5.9

* Boost power level for a maximum duration of 6 hrs (Air Top Evo 40) or 30 min (Air Top Evo 55)

Air Heaters
Application Concept

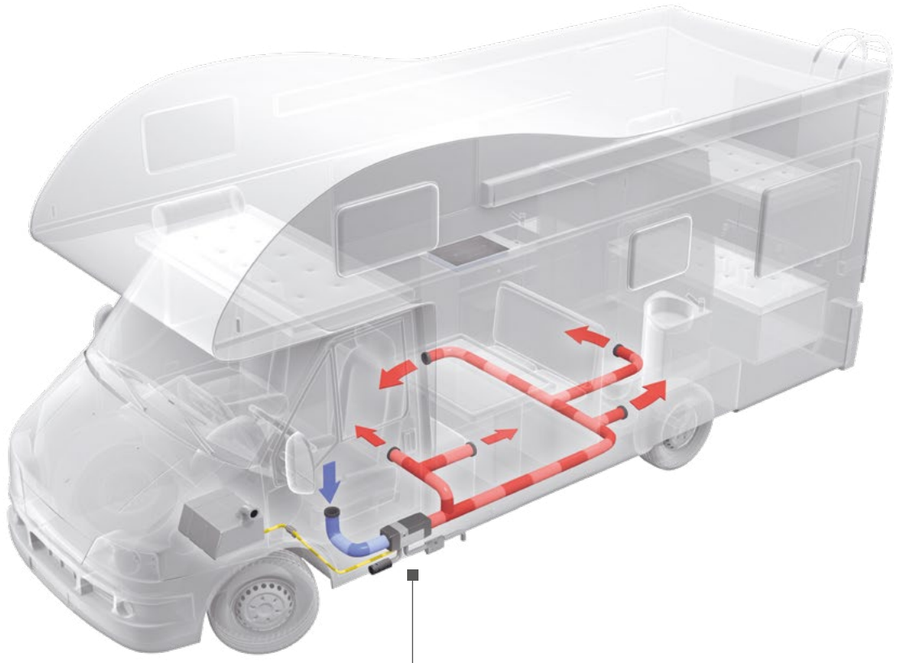

Air heater can be installed inside or underneath the vehicle

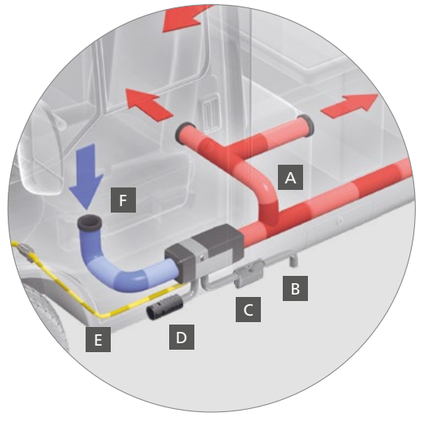

- **A** Hot air outlet: Hot air is distributed through a ducting system
- **B** Exhaust pipe
- **C** Silencer
- **D** Combustion air intake
- **E** Fuel supply leads to the vehicle fuel tank or fuel return line
- **F** Fresh air intake

Air Heaters
Advantages

The advantages of Webasto air heaters

- Optimum heat output at high altitudes thanks to altitude sensor (Evo range) and altitude mode integrated in MultiControl
- Heating power (for Air Top 2000 STC) from 0.9 kW to 5.5 kW
- Very compact heater for easier and faster installation
- Smooth blower and burner operation for low noise and fuel consumption
- Hot air is channeled and distributed through the motor home, ensuring a constant temperature
- Precise and stepless cabin temperature control
- Very fast heat-up phase
- Low noise operation
- Diesel-fueled, directly fed from the tank
- More space inside due to the possibility of outside installation
- Heating while driving allowed in all countries

How Webasto air heaters work

When the unit is switched on, the fuel pump feeds fuel from the vehicle fuel tank to the heater. Here the fuel is automatically ignited by means of a glow plug. In the combustion chamber, a flame is lit which heats up the heat exchanger. The unit takes air in from the outside for combustion purposes and the combusted exhaust air is discharged to the outside.

During heating, the integrated fan takes in the air to be heated through the inlet and feeds it through the unit. As the air flows through the heat exchanger, it heats up and is then distributed through the outlet.

The connected hot air pipes now spread the air evenly throughout the vehicle interior. Due to the unit's own separation of the combustion circuit from the heating circuit, there is no impairment of the quality of the hot air.

A temperature sensor constantly measures the interior temperature and automatically adapts the heating power output by adjusting the amount of air passing through the unit. In this way, the temperature selected by the user is rapidly reached and maintained at a constant level.

After the unit has been switched off, the combustion process is terminated in a controlled manner. For this purpose, the unit briefly goes into re-run mode to cool itself down. It is then immediately ready for restarting.

Air Heaters
Air Top 2000 STC

Air Top 2000 STC – quiet comfort
The quiet heater – the smallest air heater on the market.
It offers excellent heat output and optimal economy.

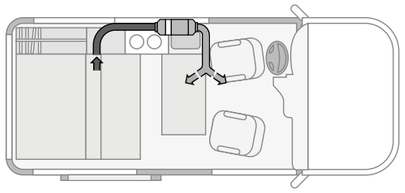

A simple air distribution system is recommended in small recreational vehicles.
Heated air outlets and intake positioned as far as possible
from each other ensure that the air is distributed uniformly.

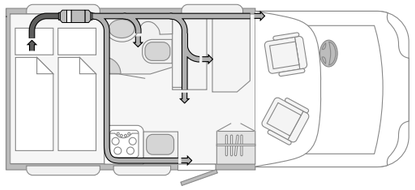

The air intake system also heats the garage it operates in.
An aperture returning air to the living space is then obligatory.

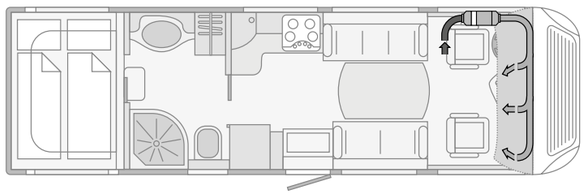

In large vehicles the Air Top 2000 STC is used as an additional heater
for the front section for generating pleasant temperatures in this inadequately
insulated area as well.

The advantages of the Air Top 2000 STC
- Short heating-up times thanks to effective output
- Low operating costs
- Available as a complete installation kit for quick and simple retrofitting
- Very compact dimensions
- Silent fuel pump DP42.4 as standard

The comfort scope of delivery has the following additional advantages:
- MultiControl user interface is already included
- Altidude adjustment up to 2,200 m possible
- Additional functions like ventilation mode and timer included
- Even more silent

Technical specifications

	Air Top 2000 STC	
Heating power (kW)	0.9 – 2.0	1.0 – 2.0
Fuels	Diesel DIN EN 590, B100 Fame DIN EN 14214*, Paraffinic fuel (HVO/GTL) DIN EN 15940	E0-E10 EN 228
Fuel consumption (l/h)	0.12 – 0.24	0.14 – 0.27
Rated voltage (V)	12	12
Rated power consumption (W)	13 – 30	15 – 30
Air flow against 0.5 mbar (m^3/h)	93	93
Dimensions L x W x H (mm)	310 x 120 x 118	310 x 120 x 118
Weight (kg)	2.6	2.6

* Recommendation: max. one season only due to aging of the fuel.

Scopes of delivery

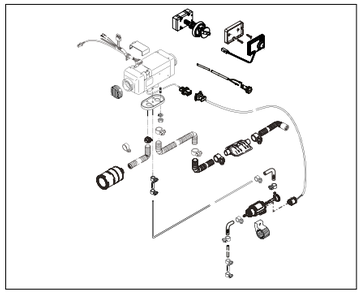

Air Top 2000 STC
MAM* heater
External temperature sensor
Extension fuel pump cable harness 7 m
Fuel hose 5 m
Fuel pump DP42.4
Mounting parts
Documentation

Standard scope of delivery (1)
Cable harness
Small air intake silencer with hose 40 cm
Flexible exhaust tube 60 cm
Rotary selector switch
Standard exhaust silencer

Comfort scope of delivery (2)
Cable harness
Big air intake silencer with hose 40 cm
Flexible exhaust tube 80 cm
MultiControl RV/MAR ATE with altitude mode
Thermo Top exhaust silencer

* Manual altitude mode.

1 → 2 → 3 → 4 → 5

Order number

Air Top 2000 STC D 12 V RV Standard	**9032154D**
Air Top 2000 STC D 12 V RV Comfort	**9032155D**
Air Top 2000 STC P 12 V RV Standard	**9037572B**
Air Top 2000 STC P 12 V RV Comfort	**9037573B**

Mounting parts
For best mounting of each heater, please refer to our dedicated mounting accessories.

Fuel extractor
The connection of the heater to the fuel system depends on the vehicle. Please select the right solution for each vehicle.

Air distribution
For the distribution of the hot air in a motorhome, you need hoses, distributors and outlets.
Please compose the air system individually.

Accessories (optional)
For extension of your heating system you will find comfort control elements as well as other installation and system components in the separate heating catalog and a selection of components also in this catalog.

Please refer to our separate heating product catalog for our full range of accessories (see also page 9).

Air Heaters
Air Top Evo 40

Air Top Evo 40 – efficient & silent
High-output, compact, quiet and up to 2,200 m altitude capability, the heater is ideally suited for the most rigorous requirements. For higher altitude requirements a heater up to 5,500 m altitude capability is available. It can be upgraded with the MultiControl panel to offer additional operation modes depending on individual heating requirements.

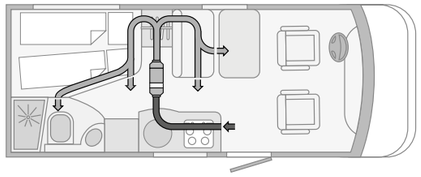

Depicted here is an underfloor heater operating in recirculated air mode with four outlets. The entrance area is heated indirectly by the intake line.

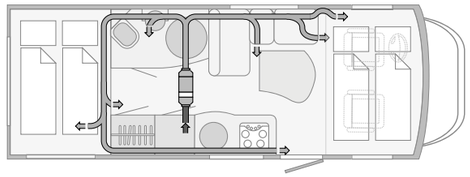

In top-bank vehicles the upper sleeping area should be heated with a separate outlet. The same is recommended for the garage.

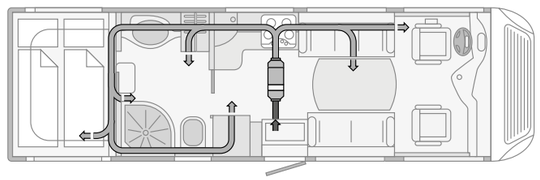

In vehicles consisting of several separate areas a sufficient number of outlets must be installed for a uniform distribution of heat. The air intake is at a central location in the vehicle.

The advantages of the Air Top Evo 40
- Up to 4.0 kW heat output
- Very low electrical power consumption thanks to Intelligent Blower Control
- Very silent operation thanks to low blower speed and silent fuel pump DP42.4
- Flame detection through exhaust gas temperature sensor
- Automatic altitude adjustment up to 2,200 m as a standard
- Additional available automatic high altitude adjustment up to 5,500 m
- Automatic cold start function for quick warm-up

What is the Intelligent Blower Control?
Thanks to the control of several parameters, the heating regulation can optimize the heating output and the blower speed, resulting in:
- Low electrical consumption and low noise in regular operation (lower motor speed but same heat output)
- High heat output availability for applications with higher back pressure

Technical specifications

	Air Top Evo 40
Heating power, control range/boost (kW)	1.5 – 3.5/4.0*
Fuels	Diesel DIN EN 590, B100 Fame DIN EN 14214**, Paraffinic fuel (HVO/GTL) DIN EN 15940
Fuel consumption, control range/boost (l/h)	0.18 – 0.43/0.49
Rated voltage (V)	12
Rated power consumption (W)	15 – 40/55
Air flow against 0.5 mbar (m^3/h)	132/140
Dimensions L x W x H (mm)	423 x 148 x 162
Weight (kg)	5.9

* Boost power level for a maximum duration of 6 hrs. * Recommendation: max. one season only due to aging of the fuel.

Scopes of delivery

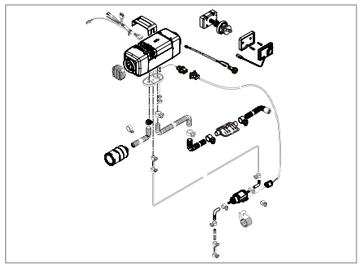

Air Top Evo 40
- Heater with (pressure) altitude sensor
- RV cable harness with integrated DP42.4 cable
- External temperature sensor 2.5 m
- Fuel hose 5 m
- Air Intake silencer Air Top Evo
- Fuel pump DP 42.4
- Exhaust silencer
- Mounting parts
- Documentation

Standard scope of delivery
- Rotary selector switch
- Flexible air intake tube 30 cm
- Extension cable harness fuel pump 3 m
- Flexible exhaust tube 80 cm

Comfort Scope of delivery
- MultiControl RV/MAR ATE
- Flexible air intake tube 50 cm
- Extension cable harness fuel pump 5 m
- Flexible exhaust tube 1.1 m

1 Order number

Air Top Evo 40 D 12 V RV Standard	**9029235C**
Air Top Evo 40 D 12 V RV Comfort	**9029236D**
Air Top Evo 40 D 12 V HA RV Comfort	**9038982B**

HA = suitable for very high altitudes of up to 5,500 m
Non HA = suitable for altitudes of up to 2,200 m

2 Mounting parts
For best mounting of each heater, please refer to our dedicated mounting accessories.

3 Fuel extractor
The connection of the heater to the fuel system depends on the vehicle. Please select the right solution for your vehicle.

4 Air distribution
For the distribution of the hot air in a motorhome, you need hoses, distributors and outlets.
Please compose the air system individually.

5 Accessories (optional)
For extension of your heating system you will find comfort control elements as well as other installation and system components in the separate heating catalog and a selection of components also in this catalog.

Please refer to our separate heating product catalog for our full range of accessories (see also page 9).

Air Heaters
Air Top Evo 55

Air Top Evo 55 – efficient & silent for extreme conditions

Extremely powerful, compact and quiet, this heater ensures a comfortable climate for larger motorhomes even under the harshest conditions and satisfies the most demanding requirements. It can be upgraded with the multi mode control panel to offer additional operation modes depending on individual heating requirements.

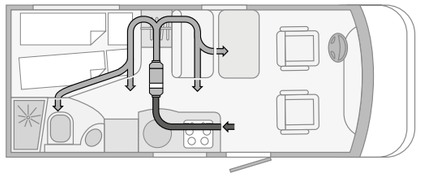

Depicted here is an underfloor heater operating in recirculated air mode with four outlets. The entrance area is heated indirectly by the intake line.

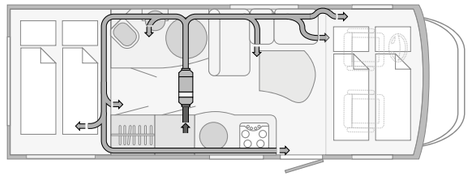

In top-bank vehicles the upper sleeping area should be heated with a separate outlet. The same is recommended for the garage.

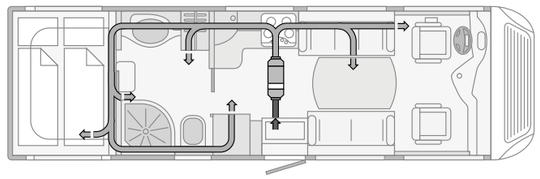

In vehicles consisting of several separate areas a sufficient number of outlets must be installed for a uniform distribution of heat. The air intake is at a central location in the vehicle.

The advantages of the Air Top Evo 55

- Up to 5.5 kW heat output
- Very low electrical power consumption thanks to Intelligent Blower Control
- Very silent operation thanks to low blower speed and silent fuel pump DP42.4
- Flame detection through exhaust gas temperature sensor
- Automatic altitude adjustment up to 2,200 m as standard
- Automatic cold start function for quick warm-up
- Compatible with MultiControl digital control panel

What is the Intelligent Blower Control?

Thanks to the control of everal parameters, the heating regulation can optimize the heating output and the blower speed, resulting in:

- Low electrical consumption and low noise in regular operation (lower motor speed but same heat output)
- High heat output availability for applications with higher backpressure

Technical specifications

	Air Top Evo 55
Heating power, control range/boost (kW)	1.5 – 5.0/5.5*
Fuels	Diesel DIN EN 590, B100 Fame DIN EN 14214**, Paraffinic fuel (HVO/GTL) DIN EN 15940
Fuel consumption, control range/boost (l/h)	0.18 – 0.61/0.67
Rated voltage (V)	12
Rated power consumption (W)	15 – 95/130
Air flow against 0.5 mbar (m^3/h)	200/220
Dimensions L x W x H (mm)	423 x 148 x 162
Weight (kg)	5.9

* Boost power level for a maximum duration of 6 hrs. ** Recommendation: max. one season only due to aging of the fuel.

Scopes of delivery

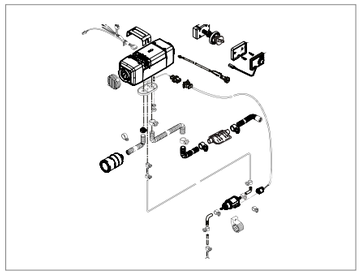

Air Top Evo 55
Heater with (pressure) altitude sensor
RV cable harness with integrated DP42.4 cable
External temperature sensor 2.5 m
Fuel hose 5 m
Air-intake silencer Air Top Evo
Exhaust silencer
Fuel pump DP42.4
Mounting parts
Documentation

Standard scope of delivery

Rotary selector switch
Flexible air intake tube 30 cm
Extension cable harness fuel pump 3 m
Flexible exhaust tube 80 cm

Comfort scope of delivery

MultiControl RV/MAR ATE
Flexible air intake tube 50 cm
Extension cable harness fuel pump 5 m
Flexible exhaust tube 1.1 m

1 Order number

Air Top Evo 55 D 12 V RV Standard	**9029244C**
Air Top Evo 55 D 12 V RV Comfort	**9029245D**

2 Mounting parts

For best mounting of each heater, please refer to our dedicated mounting accessories.

3 Fuel extractor

The connection of the heater to the fuel system depends on the vehicle. Please select the right solution for your vehicle.

4 Air distribution

For the distribution of the hot air in a motorhome, you need hoses, distributors and outlets.
Please compose the air system individually.

5 Accessories (optional)

For extension of your heating system you will find comfort control elements as well as other installation and system components in the separate heating catalog and a selection of components also in this catalog.

Please refer to our separate heating product catalog for our full range of accessories (see also page 9).

Water Heaters

Thermo Top Evo:
The popular parking heater adapted to RV needs



MultiControl:
The MultiControl sets new standards in terms of its modern design and user-friendliness that allows fast and intuitive operation. It includes features like an immediate start button, the ventilation function and fault code display. You can program up to three start times per day for your heater which allows the best individual comfort.

ThermoConnect TCon2:
Our new app lets you control your water and/or air heater smarter and more flexibly than ever before. Available for iOS and Android devices.

Water Heaters

- Thermo Top Evo

See page 38

- eThermo Top Eco

See page 40

- Thermo Pro 90

See page 42

Technical specifications

	Thermo Top Evo	Thermo Pro 90	eThermo Top Eco
Heating power (kW)	1.8 – 5.0	1.8 – 7.6/9.1	2.0/3.0
Fuel	Diesel	Diesel	230 V ~
Fuel consumption (l/h)	0.22 – 0.62	0.15 – 0.9/1.1	–
Rated voltage (V)	12	12	12 – 14
Operating voltage range (V)	11 – 16.5	10.5 – 16	220 – 230
Rated power consumption (W)	10 – 33	37 – 83/90	–
Dimensions L x W x H (mm)	218 x 91 x 147	355 x 131 x 232	181 x 91 x 133
Weight (kg)	2.1	4.9	1.2

Water Heaters
Application Concept

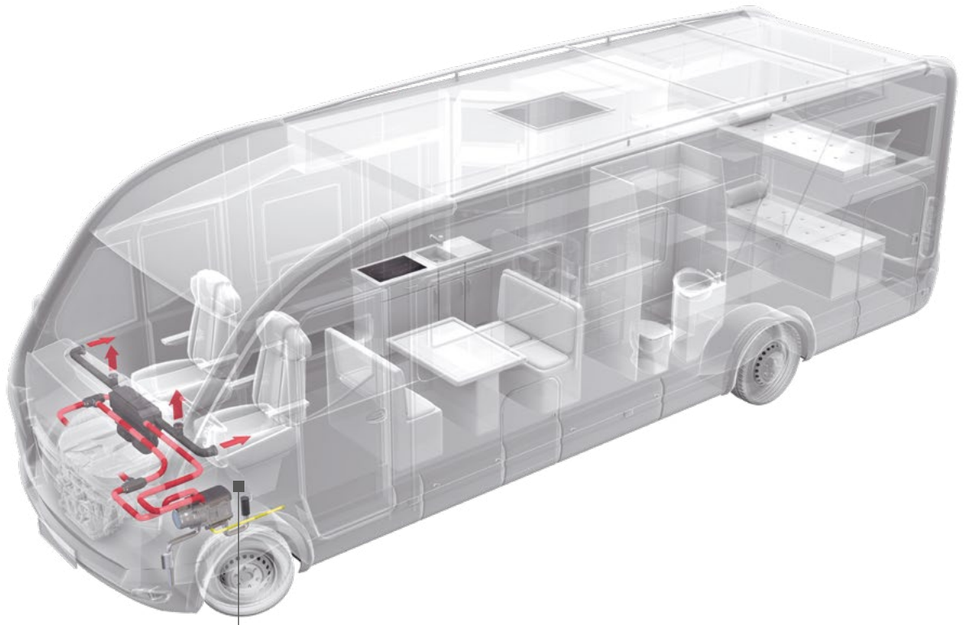

The water heater saves space by being installed in the engine compartment

The Thermo Top Evo can also be integrated into the existing water heating system.

A Check valve
B Combustion air intake
C Intake silencer
D Water pump and water inlet
E Exhaust pipe
F Fuel pipe to vehicle fuel tank
G or to fuel return pipe
H Exhaust silencer
Hot water outlet

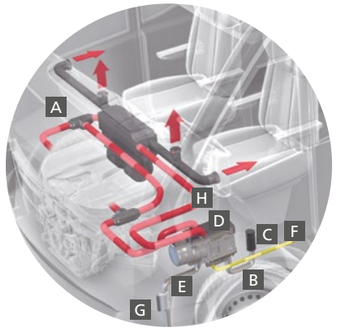

Water Heaters
Advantages

The advantages of a Webasto water heater

- Supply of warmth via the air outlets in the dash board (Thermo Top Evo)
- Cabin heating and optional pre-heating of the engine
- Heating power from 2 kW up to 9 kW
- Less emissions due to engine pre-heating
- Very fast heat-up phase
- Quiet-running, low noise operation
- Diesel-operated, directly fed from the vehicle tank or electrically driven via 230 V power socket



How Webasto water heaters work

When the unit is switched on, the fuel pump feeds fuel from the vehicle fuel tank to the heater. Here the fuel is automatically ignited by a glow plug. If combustion does not occur immediately, the unit automatically repeats the start-up procedure. A flame is ignited in the combustion chamber which heats up the heat and the coolant exchanger. The unit takes air from the outside for combustion purposes and the combusted exhaust air is discharged to the outside.

During heating an internal circulation pump feeds the water glycol mixture through the unit. As the water glycol mixture flows through the heat exchanger, it heats up. In the connected water circulation system, heat exchangers then transfer the energy to the interior and the engine.

Once the vehicle interior or engine has warmed up, the heat requirement is reduced and the water temperature continues to rise. At a pre-set temperature threshold the unit reduces output at this moment or goes into standby mode.

The heating procedure automatically restarts when the water temperature drops below a certain level. The unit thus adapts the heat output automatically to the heat requirement.

After the unit has been switched off, the combustion process is terminated in a controlled manner. For this purpose, the unit briefly goes into re-run mode to cool itself down. It is then immediately ready for restarting.

Water Heaters
Thermo Top Evo

Thermo Top Evo RV Classic
The Thermo Top Evo is adapted to the specific needs of RV enthusiasts. It allows unlimited heating and offers the double function of heating the cabin and preheating the engine.

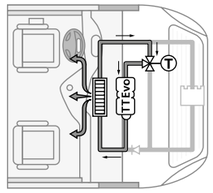

The Thermo Top Evo preheats automatically the cabin and the motor:
First, the hot water circulates in the vehicle's water circuit, thus heating up the cabin. All available heat is transferred via the vehicles' blower system to the driver's cabin.

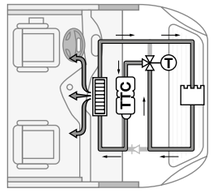

When the cabin is warm enough, the thermostat valve opens and the engine is also heated up by the hot water. The effect can even be increased by reducing the blower speed at the air outlets to a minimum.

The advantages of the Thermo Top Evo
- Smallest heater on the market
- More comfort in the front of the vehicle thanks to warmth supplied via the air outlets in the dashboard
- Operated by the MultiControl
- Very fast heat-up phase
- Low noise

What is the new generation about?
- Stepless heating power adjustment between 1.8 and 5 kW
- Less start-stops
- Exhaust temperature control for optimized environmental conditions
- Mainswitch with blinking code (analog control)

Technical specifications

	Thermo Top Evo
Hea ting power (kW)	1.8 – 5.0
Fuels	Diesel DIN EN 590, Paraffinic fuel (HVO/GTL) DIN EN 15940
Fuel consumption (l/h)	0.22 – 0.62
Rated voltage (V)	12
Operating voltage range (V)	11 – 16.5
Rated power consumption (W)	10 – 33
Dimensions L x W x H (mm)	218 x 91 x 147
Weight (kg)	2.1

Basic scope of delivery and basic installation kit



Thermo Top Evo RV Classic

Basic scope of delivery

Heater (Thermo Top Evo RV Classic)
Coolant pump 4847 Econ with bracket
Fuel pump DP42.4 with bracket
Mounting parts water
Documentation

Basic installation kit

Exhaust silencer
Wiring harness heater
Wiring harness relay fuse holder
Mounting parts exhaust
Combustion air silencer
Wiring harness coolant pump 0.6 m

Vehicle specific parts

See available specific installation kIts

1

Basic heater scope of delivery
Thermo Top Evo D 12 V RV Classic **9042116A**

2

Basic installation kit
Basic installation kit
Thermo Top Evo RV Classic **9042120A**

3

Specific installation kits
In order to perform a complete application, a vehicle specific installation kit is recommended in addition to the Basic scope of delivery and Basic installation kit.

Thermo Top Evo Fiat Ducato MC MY17 **1325657A**
(covers engines 2,3 JTD 96KW and 109 kW AAC and AC manual)

Thermo Top Evo Iveco Daily MC MY17 **1326237B**

Thermo Top Evo Additional Kit ACC Fiat Ducato MC MY17 **1325954A**

For the latest list of available vehicle specific installation kits please contact your Webasto Service Center.

4

User interface
To control the heater please choose a user interface such as a switch or a timer from the accessory catalog.

5

Mounting parts
Are included in specific kits or are available as separate accessories. To identify the necessary parts please contact your Webasto Service Center.

6

Accessories (optional)
For extension of your heater system you will find comfort control elements as well as other installation and system components in the separate heating catalog as well as in this catalog.

Please refer to our separate heating product catalog for our full range of accessories (see also page 9).

Water Heaters
eThermo Top Eco

eThermo Top Eco
Extremely small dimensions and weight, the electrical heater eThermo Top Eco convinces with no emission in operation. The pure electrical heater will operate with the 230 V network of the vehicle. A further highlight of the heater is the integrated smart trickle charge function of the vehicle's battery.

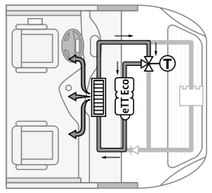

The eThermo Top Eco preheats automatically the cabin and the motor:
First, the hot water circulates in the vehicle's water circuit, thus heating up the cabin. All available heat is transferred via the vehicles' blower system to the driver's cabin.

The advantages of the eThermo Top Eco
- No emissions in operation
- Extremely small and light, weighting only 1.2 kg
- Trickle charge function of the vehicle's battery
- Low noise

Technical specifications

	eThermo Top Eco 20 P	eThermo Top Eco 30 P
Heating power (kW)	2	3
Fuels	electrically powered	electrically powered
Power supply (V) (50 Hz)	230	230
Required power supply amperage (A)	≥ 10	≥ 16
Output voltage (V)	12 – 14	12 – 14
Electrical power input @230 V (kW)	2	3
Battery charge function* (W)	25	25
Dimensions L x W x H (mm)	181 x 91 x 133	181 x 91 x 133
Weight (kg)	1.2	1.2

* Depending on thermal load and ambient conditions to supply power to circulation pump and vehicle fan and protect against battery discharge.

Scopes of delivery

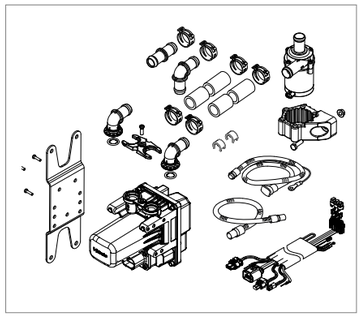

eThermo Top Evo

Basic scope of delivery

Heater (eThermo Top Eco)
Cable harness
Mounting cable
Mounting parts
Documentation
Coolant Pump 4847 Econ

Installation kit

Heater bracket
Wiring harness fan control
Wiring harness relay fuse holder
Coolant hose 2 m
Connecting pipes water
Mounting parts water
Technical information

1 Basic heater scope of delivery

eThermo Top Eco 20 P Basic	**1330002A**
eThermo Top Eco 30 P Basic	**1330003A**

2 Installation kit
In order to perform a complete application the Mounting Part Set is needed in addition to the Basic scope of delivery.

Basic Mounting Part Set

eThermo Top Eco P	**1330001A**

3 Fuel extractor
The connection of the heater to the fuel system depends on the vehicle. Please select the right solution for your vehicle.

4 Control options
The heater is easily activated by providing 230 V power to it. This can be achieved e.g. via a switch or timer.

5 Mounting parts
For best mounting of each heater, please refer to our dedicated mounting accessories.

6 Accessories (optional)
For extension of your heater system you will find control elements as well as other installation and system components in the separate heating catalog as well as in this catalog.

Please refer to our separate heating product catalog for our full range of accessories (see also page 9).

Water Heaters
Thermo Pro 90

Thermo Pro 90
The Thermo Pro 90 enables the pre-heating of the passenger compartment in medium to large vehicles and optional engine pre-heating.

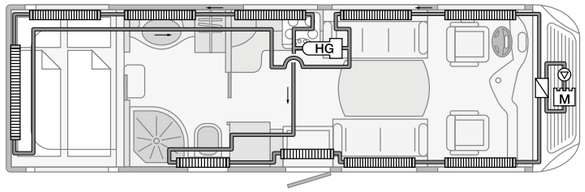

When several convectors are applied, a parallel distribution should be chosen.
That way you ensure that even the last convector is still performing perfectly.

The advantages of the Thermo Pro 90
- Wide heating power range from 1.8 to 9.1 kW
- Low weight, compact design
- High operational readiness of vehicles even at low temperatures
- Automatic altitude adjustment up to 3,500 m

Technical specifications

	Thermo Pro 90
Heating power, control range/boost (kW)	1.8 – 7.6/ 9.1
Fuels	Diesel DIN EN 590, B100 FAME DIN EN 14214*, Paraffinic fuel (HVO/GTL) DIN EN 15940
Fuel consumption, control range/boost (l/h)	0.15 – 0.90/1.1
Rated voltage (V)	12
Operating voltage range (V)	10.5 – 16
Rated power consumption (W)	37 – 83/90
Dimensions L x W x H (mm)	355 x 131 x 232
Weight (kg)	4.9

* Recommendation: max. one season only due to aging of the fuel.

Scopes of delivery

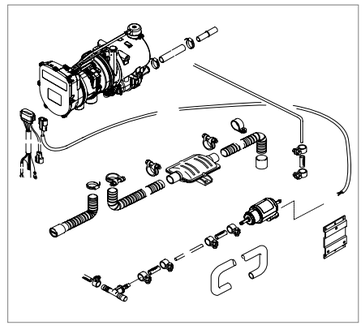

Thermo Pro 90
- Basic heater incl. U4840
- Fuel pump DP42.4
- Documentation

Mounting kit standard
- Exhaust system with exhaust silencer
- Wiring harness with fuse holder
- Extension wiring harness for fuel pump 5 m
- Fuel hose 6 m
- Combustion system with air intake silencer
- Mounting parts

1 Order number

Thermo Pro 90 D 12 V Basic	**9023075C**
Mounting Kit Thermo Pro 90 12 V Standard	**9024620A**

2 User interface
To control the heater please chose a user interface such as a switch or a timer from the accessory catalog.

3 Water system
For distribution and conversion of heat within the vehicle, you need additional pipes, valves etc.

4 Accessories (optional)
For extension of your heater system you will find comfort control elements as well as other installation and system components in the separate heating catalog as well as in this catalog.

Please refer to our separate heating product catalog for our full range of accessories (see also page 9).

Main Accessories for Heating Systems

Control Elements 46

Exhaust System 48

Fuel System 52

Hot Air System 54

Water System 67

Mounting Parts 68

Electrical Accessories 70

Maintenance and Diagnostics 71

Control Elements

Wireless

		Air Top 2000 STC	Air Top Evo 40/55	Thermo Top Evo	Thermo Pro 50 Eco	Thermo Pro 90	Thermo Top Pro 120/150	Dual Top ST	Order number
	ThermoConnect TCon2 – 12/24 V, – Available control functions: heating, ventilation, setting of timers, heating time management (HTM) – Individual operating time between 1 minute – 24 hours and continuous heating – Multiple vehicle control with one app possible – 2G and 4G based control unit with integrated antenna – Including push button with integrated temperature sensor and operation indicator – App available for Android, iOS and Web App my.webasto-connect.com for every web connected device – Alexa skill myWebasto available for Alexa capable devices	■	■	■	■	■	■		9040223B
	Remote control Telestart T99 – 12 V – Available control functions: heating, ventilation – Individual operating time between 10 – 120 minutes and continuous heating – Incl. one handheld transmitter with battery, receiver, self-adhesive window antenna and wiring harness			■		■	■	■	9039217A
	Hand-held transmitter T99 – Incl. battery, – Included in kit 9039217A, – Up to four transmitters can be connected			■		■	■	■	9039224A
	Y-adapter for wiring harness For connecting a second control element	■	■	■	■	■	■	■	1319820A

Wired

	MultiControl Mar RV ATE – 12/24 V – Available control functions: heating, ventilation – 21 activatable timer (3 preselectable on-times per day, programmable for 7 days in advance) – Quick start button – Individual operating time between 10 – 120 minutes and continuous heating – Quick and intuitive operation thanks to a large TFT display and multifunction button – Cover panel dimensions (L x W) 68 x 48 mm – Installation depth: 15 mm – Including adhesive pad – Pre-set to Air Top 2000 STC, all other air heaters can be selected	■	■						9030910E
	MultiControl Mar RV TT – 12/24 V – Available control functions: heating, ventilation, – 21 activatable timer (3 preselectable on-times per day, programmable for 7 days in advance) – Quick start button – Individual operating time between 10 – 120 minutes and continuous heating – Quick and intuitive operation thanks to a large TFT display and multifunction button – Cover panel dimensions (L x W) 68 x 48 mm – Installation depth: 15 mm – Including adhesive pad – Pre-set to Thermo Top Evo, all other water heaters can be selected			■	■	■	■		9030911D

Control Elements

		Air Top 2000 STC	Air Top Evo 40/55	Thermo Top Evo	Thermo Pro 50 Eco	Thermo Pro 90	Thermo Top Pro 120/150	Dual Top ST	Order number
	Standard control Dual Top Possible selection of various heating modes for domestic water and air heating, boiler drainage and anti-freeze functions							■	1319988A
	Digital control Dual Top								
	Comes as standard with Dual Top ST 8, all functions of the manual control plus electric heater activation, programmable timer and remote activation and control							■	1320808A
	Control element incl. operating manual for Dual Top ST 6							■	9021150B

Switches

	Rotary selector switch – 12/24 V – Available control functions: steplessly adjustable heating – With operation indicator and fault display by blink code – Cover panel dimensions: Ø 49 mm – Installation depth 55 mm	■	■						1322581A
	Rotary selector switch with automatic altitude adjustment – 12/24 V – With switch function and light – Cover panel Ø 49 mm – Installation depth including plug: 55 mm, – For Air Top Evo heaters with automatic altitude compensation		■						1322703A
	Installation cover panel – For rotary selector switch (1322581A) – Cover panel dimensions (L x W): 84 x 41.6 mm	■	■						1319733A
	Rocker switch ON/OFF – 12/24 V – Available functions: ON/OFF-switch – LED to indicate heater operation – Cover panel dimensions (L x W): 23 x 23 mm (drilling hole 20 mm)				■	■	■		9032550A

		Air Top 2000 STC	Air Top Evo 40/55	Thermo Top Evo	Thermo Pro 50 Eco	Thermo Pro 90	Thermo Top Pro 120/150	Thermo plus 230/300/350	Dual Top ST	Order number
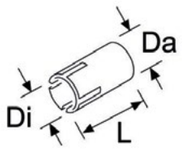	**Exhaust pipe reducer sleeve**									
	Di = 22, Da = 24, L = 40, stainless steel		■	■	■				■	1320382A
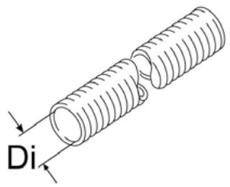	**Flexible pipe**									
	stainless steel									
	Di = 22, Da = 26, L = 1000, with end cap	■		■	■				■	1322414A
	Di = 24, Da = 28, L = 10000		■							1321523A
	Di = 38, Da = 41, L = 5000					■	■			1321540A
	Di = 38, Da = 41, L = 10000					■	■			1321541A
	Di = 38, Da = 41, L = 20000					■	■			1321539A
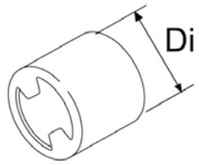	**Protection cap**									
	L = 17, stainless steel									
	Di = 26, for flexible exhaust pipe	■		■	■				■	1320109A
	Di = 38, for flexible exhaust pipe, 10 pieces					■				1321753A
	Di = 28, for flexible exhaust pipe		■						■	1320217A
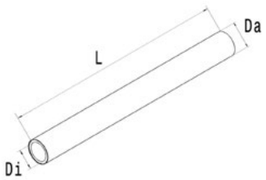	**Heat protection hose**									
	Di = 28, Da = 38, L = 324, fiberglass, with cover, non-flammable, interior resistant to temperatures up to 500 °C	■		■	■				■	1319670A
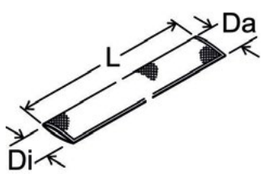	**Flexible heat protection hose**									
	Di = 70, Da = 120, L = 1850, fiberglass					■	■	■	■	1320830A

		Air Top 2000 STC	Air Top Evo 40/55	Thermo Top Evo	Thermo Pro 50 Eco	Thermo Pro 90	Thermo Top Pro 120/150	Thermo plus 230/300/350	Dual Top ST	Order number
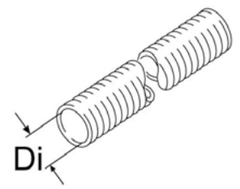	**Flexible heat protection hose**									
	L = 10000									
	Di = 28, GA-A	■		■	■				■	1321601A
	Di = 45, GA2-A					■	■			1321602C
	Spacer ring for exhaust pipe									
	Di = 25, Da = 48, W = 21, for flexible pipe	■		■	■				■	1317843A
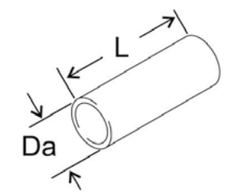	**Exhaust connecting pipe**									
	Da = 24, L = 50, stainless steel		■						■	1319937A
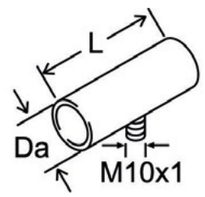	**Exhaust connecting pipe**									
	L = 65, stainless steel									
	Da = 24		■						■	1319935A
	Da = 38, with condensate drain				■	■				1320959A
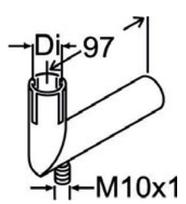	**Exhaust elbow**									
	Di = 24, Da = 24, L = 97, stainless steel									
	without condensate drain		■						■	1320383A
	with condensate drain		■						■	1320378A

Exhaust System

		Air Top 2000 STC	Air Top Evo 40/55	Thermo Top Evo	Thermo Pro 50 Eco	Thermo Pro 90	Thermo Top Pro 120/150	Thermo plus 230/300/350	Dual Top ST	Order number
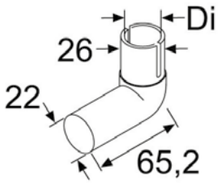	**Exhaust elbow**									
	Di = 22, aluminium, without condensate drain	■		■	■				■	1320117A
	**Condensate drain**									
	L = 128, M10x1, with mounting parts, copper	■	■	■	■	■	■		■	92621A
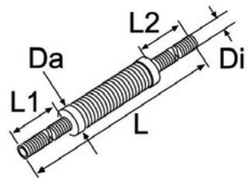	**Exhaust silencer**									
	Da = 22, L = 179, W = 45, stainless steel	■		■	■				■	1320910A
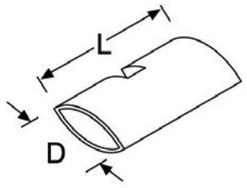	**Insulating sleeve**									
	L = 120, W = 108, glass fabric, for exhaust silencers 1320841A, 1320895A and 1320488A	■	■	■	■				■	1320848A
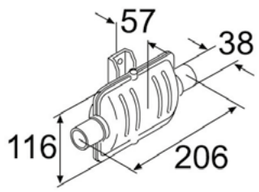	**Exhaust silencer**									
	Da = 38, L = 206, W = 57, steel, surface protection zinc powder paint for temperatures up to 600 °C					■	■			1320840A

Exhaust System

		Air Top 2000 STC	Air Top Evo 40/55	Thermo Top Evo	Thermo Pro 50 Eco	Thermo Pro 90	Thermo Top Pro 120/150	Thermo plus 230/300/350	Dual Top ST	Order number
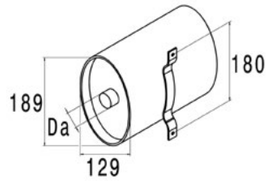	**Exhaust silencer**									
	Da = 38, L = 270, stainless steel					■	■			1321397A
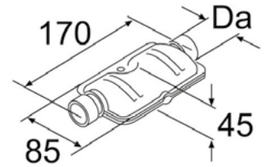	**Exhaust silencer**									
	L = 170, W = 85, H = 45									
	Da = 22, stainless steel	■		■	■				■	1320895A
	Da = 22, zinc powder paint surface protection for temperatures up to 650 °C, stainless steel	■		■	■				■	1320841A
	Da = 24, steel, zinc powder paint surface protection for temperatures up to 650 °C		■						■	1320372A
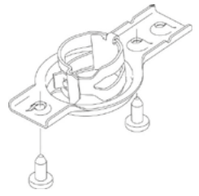	**End fixing kit**									
	for flexible pipe Di 22 mm	■		■	■				■	1317567A
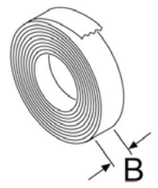	**Insulating tape**									
	L = 50000, W = 60, white, fibre glass, temperature up to 450 °C, 2 mm thick	■	■	■	■	■	■	■	■	1320357A

		Air Top 2000 STC	Air Top Evo 40/55	Thermo Top Evo	Thermo Pro 50 Eco	Thermo Pro 90	Thermo Top Pro 120/150	Dual Top ST	Order number
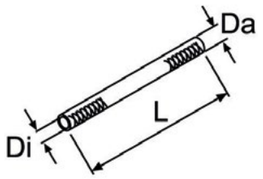	**Fuel hose**								
	Di = 4.5, Da = 9, L = 5000	■	■	■	■	■		■	1321500A
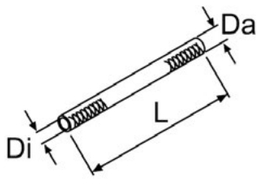	**Fuel hose**								
	Di = 4.5, Da = 10.5, L = 50, 20 pieces	■	■	■	■	■		■	9023450A
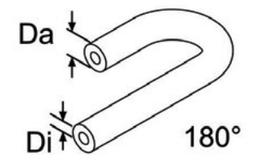	**Molded hose 180°**								
	Di = 4.5, Da = 10.5	■	■	■	■	■		■	1319686A

		Air Top 2000 STC	Air Top Evo 40/55	Thermo Top Evo	Thermo Pro 50 Eco	Thermo Pro 90	Thermo Top Pro 120/150	Dual Top ST	Order number
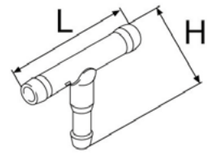	**Fuel extractor, T-piece kit**								
	L = 50, H = 33, steel, zinc coated, 8 x 6 x 8	■	■	■	■	■	■	■	9035126A
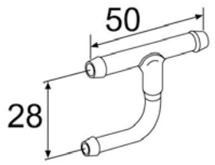	**H-shaped fuel extractor**								
	L = 50, H = 28, steel, zinc coated, extraction at 90° elbow								
	6 x 5 x 6	■	■	■	■	■		■	1319520A
	8 x 5 x 8	■	■	■	■	■		■	1320574A
	10 x 5 x 10	■	■	■	■	■		■	1320806A

Hot Air System
Advantages and Features

Webasto offers the whole range for professional air ducting in recreational vehicles. High quality components combined with high flexibility to fit any application, this is what the Hot Air Ducting System (HADS) stands for!

The advantages:

- Full range of mounting parts needed for any application
- Coloured air outlets, black, white, grey and brown fitting to any interior
- Fast mounting without screws possible
- Direct mounting on the wall possible (screws not visible in vehicle)
- Same design for the air outlets 60 mm and 90 mm
- Fast and easy installation, also in small spaces
- High flexibility with reduction parts diameter 90/80 and 90/60

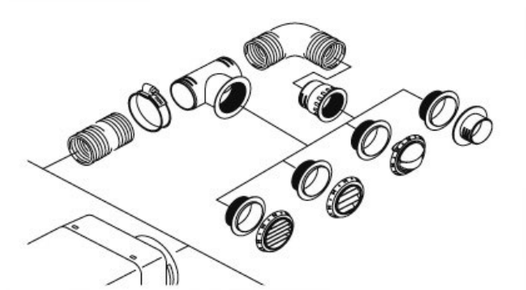

More features:

High temperature resistance from -40 °C up to +140 °C
PA6.6 GF30 glass fibre reinforced synthetic material
Multiple combination possibilities to suit any application

Webasto is not liable for applications made with non-Webasto air ducting parts, especially for parts not guaranteeing high temperature resistance.

Hot Air System
Combination Possibilities

Air ducting combination possibilities:

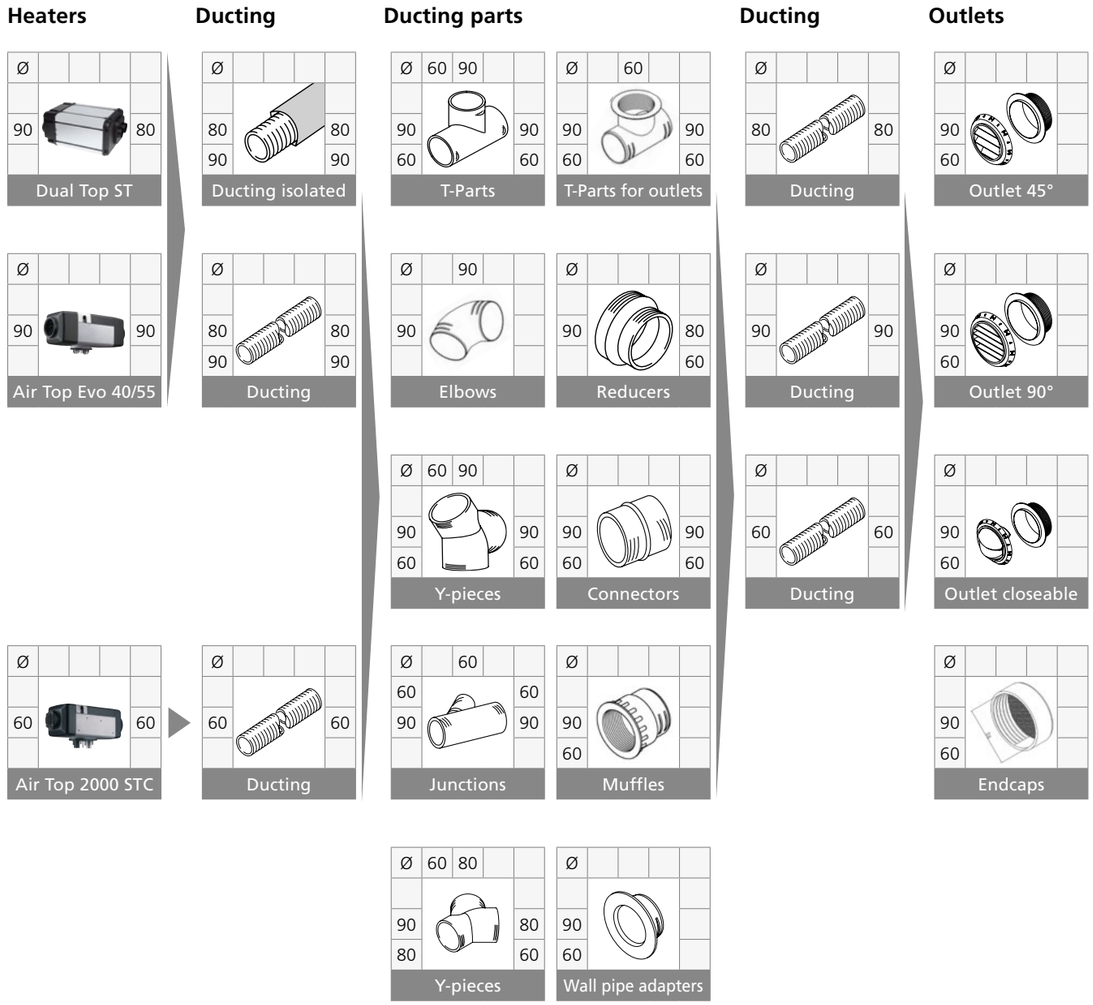

Please refer to our separate heating product catalog for our full range of accessories (see also page 9).

Hot Air System
Air Flow Resistance Calculation

To ensure correct application with the correct air distribution system, it is important to have a continuous main line with openings that cannot be closed. The sum of the resistance points of the main line must not exceed the maximum number of resistance points for each air heater model. Lines branching off from the main line are not taken into account.

Consequently, the branches can also be designed with closable outlets. In the following table, several air ducting parts are listed. Exceeding the number of points (excessive air resistance of the heating air system) is detected by the heater after starting. For safety reasons, continuous heating operation is then no longer possible and the heater switches to control pause.

			Air Top 2000 STC: max. 325 resistance points			Air Top Evo 40: max. 550 resistance points Air Top Evo 55: max. 375 resistance points		
			50/60 mm inlet			80/90 mm inlet		
			Dim. in mm	Points	Id.	Dim. in mm	Points	Id.
Intake grill/grille			60	24	1320163A	90	65	1310581A
Flexible tubing per meter 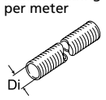			55	30	various	80	27	various
			60	27	various	90	25	various
Additional for elbow in flexible tube			55	10	various	80	7	various
			60	8	various	90	6	various
Reducing adapter 	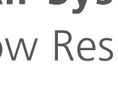		60>55	27	1320127A	90>60	211	1320760A
			–	–	–	90>80	45	1320925A
Hose connector 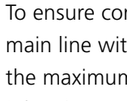	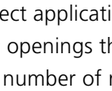		55	12	1319473A	80	5	1319476A
			60	10	1320469A	90	5	1319869A
Elbow in flexible tube 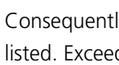	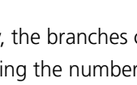		–	–	–	80	50	1319272A
			–	–	–	90	77	1320706A
Branch 	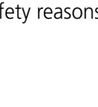		60/60/60	9	1320472A	90/60/90	8	1320707A
Branch 			60/60/60	21	1320472A	80/80/80	50	1319315A
Y-piece 			–	–	–	80/55/55	230	1320753A
			–	–	–	80/60/60	201	1320471A
			–	–	–	90/80/80	50	1320375A
			–	–	–	90/90/90	42	1320470A

Hot Air System
Air Flow Resistance Calculation

			Air Top 2000 STC: max. 325 resistance points			Air Top Evo 40: max. 550 resistance points Air Top Evo 55: max. 375 resistance points		
			50/60 mm inlet			80/90 mm inlet		
			Dim. in mm	Points	Id.	Dim. in mm	Points	Id.
T-piece 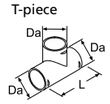			60/60/60	13	1320474A	90/90/90	13	1320473A
T-piece 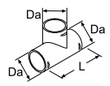			60/60/60	63	1320474A	90/90/90	61	1320473A
Distributor with control valve 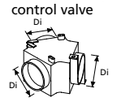			55/55/55	19	1319224A	90/90/90	21	1320926A
			60/60/60	20	1320352A	–	–	–
Threaded T-piece 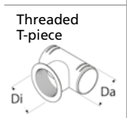			60/60/60	8	1320476A	90/60/90	11	1320475A
Threaded T-piece 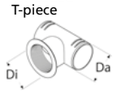			60/60/60	36	1320476A	90/60/90	254	1320475A
Closeable air outlet 			Ø60/black	59	1320206A	–	–	–
			Ø60/white	59	1320207A	Ø90/white	50	1320713A
			Ø60/grey	59	1320937A	Ø90/black	50	1320355A
			Ø60/brown	59	1320208A	Ø90/grey	50	1320714A
Outlet 45° 			Ø60/45°/black	139	1320204A	–	–	–
			Ø60/45°/white	139	1320205A	Ø 90/45°/black	134	1320709A
			Ø60/45°/grey	139	1320933A	Ø90/45°/white	134	1320710A
			Ø60/45°/brown	139	1320761A	Ø90/45°/grey	134	1320354A
Outlet 90° 			Ø60/90°/black	35	1320934A	–	–	–
			Ø60/90°/white	35	1320935A	Ø90/90°/black	33	1320932A
			Ø60/90°/grey	35	1320936A	Ø90/90°/grey	33	1320712A
			Ø60/90°/brown	35	1320762A	Ø60/90°/white	33	1320711A
Wall socket 			60	10	1320923A	–	–	–
			–	–	–	90	12	1320924A
			60	24	1322405A	–	–	–

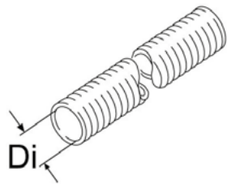

Flexible pipe	Air Top 2000 STC	Air Top Evo 40/55	Dual Top ST	Order number
Di = 55, L = 10000, black, APK	■	■	■	1322082A
Di = 55, L = 10000, PAK	■	■	■	1321701B
Di = 55, L = 2000, black, APK	■	■	■	1315889A
Di = 55, L = 2000, grey, PAPK	■	■	■	1321580B
Di = 55, L = 25000, black, APK	■	■	■	1311891C
Di = 55, L = 25000, grey, PAPK	■	■	■	1311896C
Di = 60, L = 10000, black, APK	■	■	■	1322083C
Di = 60, L = 10000, grey, PAPK	■	■	■	1321727C
Di = 60, L = 10000, PAK, black	■	■	■	1321692B
Di = 60, L = 2000, black, APK	■	■	■	1321574B
Di = 60, L = 2000, grey, PAPK	■	■	■	1321504A
Di = 60, L = 20000, PAK, black	■	■	■	1321697B
Di = 60, L = 25000, black, APK	■	■	■	1311892C
Di = 60, L = 25000, grey, PAPK	■	■	■	1311898C
Di = 60, L = 5000, black, APK	■	■	■	1321575C
Di = 80, L = 1000, AA, grey	■	■	■	1321531A
Di = 80, L = 10000, AA, grey	■	■	■	1321533A
Di = 80, L = 10000, black, APK	■	■	■	1321718C
Di = 80, L = 10000, grey, PAPK	■	■	■	1321729B
Di = 80, L = 10000, PAK	■	■	■	1322147B
Di = 80, L = 2000, black, APK	■	■	■	1321576C
Di = 80, L = 2000, grey, PAPK	■	■	■	1321582B
Di = 80, L = 25000, black, APK	■	■	■	1311893C
Di = 80, L = 25000, grey, PAPK	■	■	■	1311900C
Di = 80, L = 5000, black, APK	■	■	■	1321577B
Di = 90, L = 10000, black, APK	■	■	■	1321719C
Di = 90, L = 10000, grey, PAPK	■	■	■	1321731C
Di = 90, L = 2000, black, APK	■	■	■	1321578C
Di = 90, L = 2000, grey, PAPK	■	■	■	1321506B
Di = 90, L = 25000, black, APK	■	■	■	1311894C
Di = 90, L = 25000, grey, PAPK	■	■	■	1311902C
Di = 90, L = 5000, black, APK	■	■	■	1321579C
Di = 90, L = 5000, grey, PAPK	■	■	■	1321508A

Hose specification:
AA: multi-layer aluminium
APK: Aluminium, Paper, Plastic – black, with white Webasto logo
PAK: Paper, Aluminium, Plastic – black, with white Webasto logo
PAPK: Paper, Aluminium, Paper, Plastic – grey, with red and blue Webasto logo, extra strong 4 layer design

Hot Air System

Elbow	Air Top 2000 STC	Air Top Evo 40/55	Dual Top ST	Order number
Di = 80.5, Da = 79, L = 115, steel, corrosion-resistant, 90°		■	■	1319272A

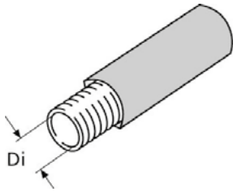

Insulated hose	Air Top 2000 STC	Air Top Evo 40/55	Dual Top ST	Order number
L = 12000, PAK				
Di = 80	■	■	■	1321515A
Di = 90	■	■	■	1321517A

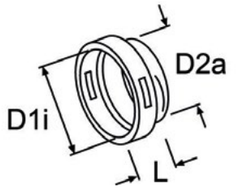

Adapter for heater connection	Air Top 2000 STC	Air Top Evo 40/55	Dual Top ST	Order number
D1i =90, D2a = 80, L = 40, plastic		■	■	1320186A

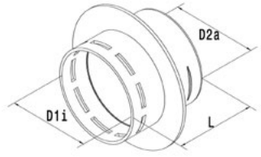

Adapter for heater connection	Air Top 2000 STC	Air Top Evo 40/55	Dual Top ST	Order number
D1i =75, D2a = 60, L = 40, plastic	■			1321005A

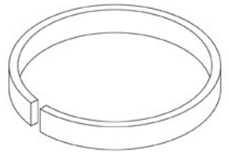

Adapter ring	Air Top 2000 STC	Air Top Evo 40/55	Dual Top ST	Order number
Di = 55, Da = 60, aluminium	■	■	■	1320224A
Di = 70, Da = 80, W = 17, plastic, for outlet 1319946A, black	■	■	■	1320040A

		Air Top 2000 STC	Air Top Evo 40/55	Dual Top ST	Order number
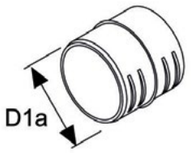	**Double fitting**				
	plastic, black				
	D1a = 55, L = 55, for connecting flexible pipes	■	■	■	1319473A
	D1a = 60, L = 51, for connecting flexible pipes	■	■	■	1320469A
	D1a = 80, L = 75, for connecting flexible pipes	■	■	■	1319476A
	D1a = 90, L = 51, for connecting flexible pipes	■	■	■	1319869A
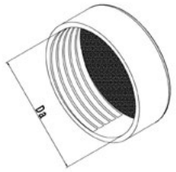	**End cap**				
	plastic, black				
	Da = 60	■	■	■	1320477A
	Da = 90	■	■	■	1319870A
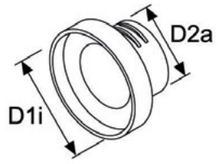	**Reduction adapter**				
	D1i =90, for connecting flexible pipes, plastic, black				
	D2a = 60, L = 59	■	■	■	1320760A
	D2a = 80, L = 50	■	■	■	1320925A
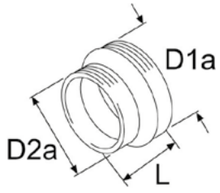	**Reduction adapter**				
	for connecting flexible pipes				
	D1a = 60, D2a = 55, L = 35, plastic, black	■	■	■	1320127A
	D1a = 80, D2a = 55, L = 82, plastic, black	■	■	■	1319477A
	D1a = 80, D2a = 60, L = 190, steel, corrosion-resistant	■	■	■	1319312A
	D1a = 90, D2a = 80, L = 45, plastic, black	■	■	■	1320185A
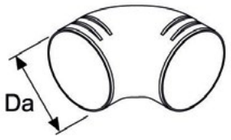	**Elbow**				
	Da = 90, plastic, black	■	■	■	1320706A

		Air Top 2000 STC	Air Top Evo 40/55	Dual Top ST	Order number
	Hot air elbow 90°				
	Di = 60, Da = 60, plastic, black	■	■	■	1320124A
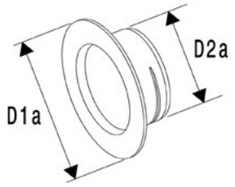	**Wall feed-through**				
	plastic, black				
	D1a = 85, D2a = 55	■	■	■	1319417A
	D1a = 90, D2a = 60	■	■	■	1320923A
	D1a = 120, D2a = 90	■	■	■	1320924A
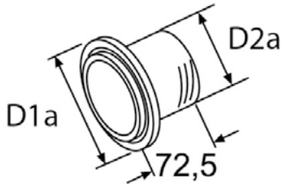	**Adapter wall socket**				
	L = 72.5, plastic, black				
	D1a = 90, D2a = 55	■	■	■	1320063A
	D1a = 110, D2a = 80, can be combined with wall feed-through	■	■	■	1319471A
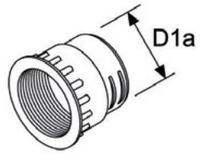	**Union nut**				
	L = 60, plastic, black				
	D1a = 60, in combination with 60 mm air outlet	■	■	■	1320922A
	D1a = 90, in combination with 90 mm air outlet	■	■	■	1320468A
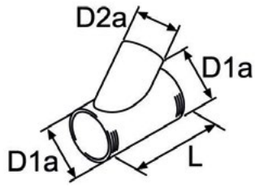	**Junction fitting**				
	45°				
	D1a = 55, D2a = 55, L = 137, plastic, black	■	■	■	1321019A
	D1a = 60, D2a = 60, L = 145, plastic, black	■	■	■	1320472A
	D1a = 60, D2a = 60, L = 146, plastic, black	■	■	■	1319812A
	D1a = 80, D2a = 55, L = 151, plastic, black	■	■	■	1319479A
	D1a = 80, D2a = 80, L = 186, plastic, black	■	■	■	1319478A
	D1a = 80, D2a = 80, L = 370, steel, corrosion-resistant	■	■	■	1319315A
	D1a = 90, D2a = 60, L = 146, plastic, black	■	■	■	1320707A
	D1a = 90, D2a = 60, L = 185, plastic, black	■	■	■	1321034A

		Air Top 2000 STC	Air Top Evo 40/55	Dual Top ST	Order number
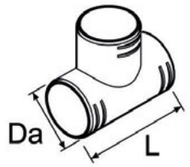	**T-piece**				
	L = 110, plastic, black				
	Da = 60	■	■	■	1320474A
	Da = 90	■	■	■	1320473A
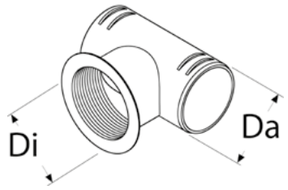	**T-piece**				
	Di = 60, black				
	Da = 90, L = 140, plastic, in combination with 60 mm air outlet, with thread	■	■	■	1320475A
	Da = 60, L = 100, plastic, in combination with 60 mm air outlet, with thread	■	■	■	1320476A
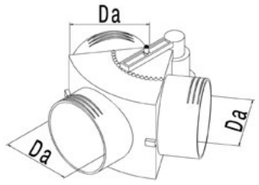	**Distributor Y-unit**				
	plastic, black				
	Da = 55, with remote control flap valve	■	■	■	1319224A
	Da = 60	■	■	■	1320352A
	Da = 80, with remote control flap valve	■	■	■	1319214A
	Da = 90	■	■	■	1320926A
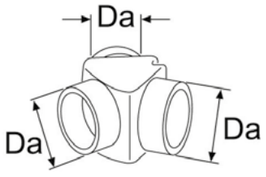	**Distributor Y-unit**				
	plastic, black				
	Da = 55	■	■	■	1319416A
	Da = 80	■	■	■	1319212A
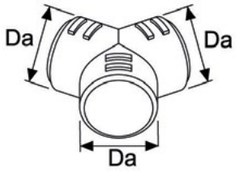	**Distributor Y-unit**				
	plastic, black				
	Da = 60	■	■	■	1320814A
	Da = 90	■	■	■	1320470A

		Air Top 2000 STC	Air Top Evo 40/55	Dual Top ST	Order number
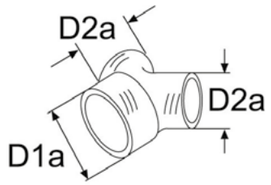	**Air outlet 45° rotatable**				
	plastic, black				
	D1a = 80, D2a = 55	■	■	■	1320753A
	D1a = 80, D2a = 60	■	■	■	1320471A
	D1a = 90, D2a = 80	■	■	■	1320375A
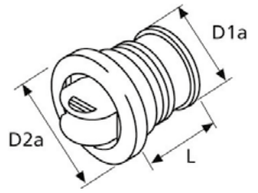	**Air outlet**				
	D2a = 100, L = 63, black, plastic, lockable, with wall feed through, use for secondary flow only				
	D1a = 55	■	■	■	1320812A
	D1a = 70	■	■	■	1319946A
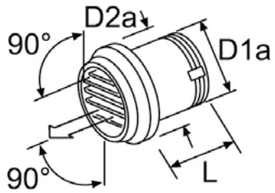	**Air outlet**				
	L = 65, plastic, insert grid, straight, rotating, 90°, black				
	D1a = 55, D2a = 87	■	■	■	101625
	D1a = 80, D2a = 110	■	■	■	1322710A
	Air outlet				
	plastic, through flow with bushing, 45°				
	D1a = 60, D2a = 85, L = 31.5, black	■	■	■	1320204A
	D1a = 60, D2a = 85, white	■	■	■	1320205A
	D1a = 60, D2a = 85, brown	■	■	■	1320761A
	D1a = 60, D2a = 85, grey	■	■	■	1320933A
	D1a = 90, D2a = 115, grey	■	■	■	1320354A
	D1a = 90, D2a = 115, black	■	■	■	1320709A
	D1a = 90, D2a = 115, white	■	■	■	1320710A
	Air outlet				
	lockable, with wall feed through				
	D1a = 60, D2a = 85, black, plastic	■	■	■	1320206A
	D1a = 60, D2a = 85, white, plastic	■	■	■	1320207A
	D1a = 60, D2a = 85, brown	■	■	■	1320208A
	D1a = 60, D2a = 85, grey, plastic	■	■	■	1320937A
	D1a = 90, D2a = 115, black, plastic	■	■	■	1320355A
	D1a = 90, D2a = 115, white, plastic	■	■	■	1320713A
	D1a = 90, D2a = 115, grey, plastic	■	■	■	1320714A

		Air Top 2000 STC	Air Top Evo 40/55	Dual Top ST	Order number
	Air outlet				
	plastic, 90°, with wall feed through				
	D1a = 60, D2a = 85, black	■	■	■	1320934A
	D1a = 60, D2a = 85, white	■	■	■	1320935A
	D1a = 60, D2a = 85, grey	■	■	■	1320936A
	D1a = 90, D2a = 115, white	■	■	■	1320711A
	D1a = 90, D2a = 115, grey	■	■	■	1320712A
	D1a = 60, D2a = 85, brown	■	■	■	1320762A
	D1a = 90, D2a = 115, black	■	■	■	1320932A
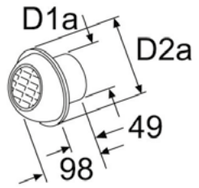	**Air outlet**				
	D1a = 60, D2a = 92, black, plastic, rotatable, with ball-shape outlet, black	■	■	■	1322405A
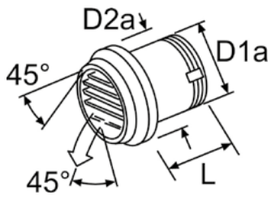	**Air outlet**				
	L = 65, plastic, rotatable, black				
	D1a = 55, D2a = 90, 45°	■	■	■	107836
	D1a = 80, D2a = 110	■	■	■	107984
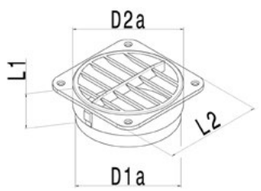	**Air outlet**				
	D1a = 90, D2a = 120, L1 =65, L2 =108, drilling diameter = 95 mm, plastic, through flow with bushing, 45°, black	■	■	■	1320956A
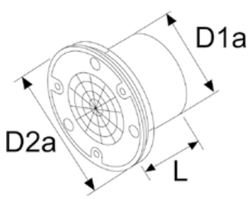	**Air outlet**				
	D1a = 60, D2a = 97, L = 50, plastic, axiale flow, with wall feed through, black	■	■	■	1322634A

		Air Top 2000 STC	Air Top Evo 40/55	Dual Top ST	Order number
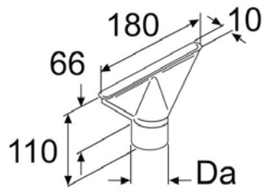	**Demist nozzle**				
	Da = 55, steel, corrosion-resistant	■	■	■	1319470A
	Protective screen				
	for intake and outlet openings of heater, plastic, black				
	Di = 60	■		■	1320163A
	Di = 90		■		1310581A
	Protective screen				
	Di = 60, for flex tube intake, rubber	■	■	■	1320173A
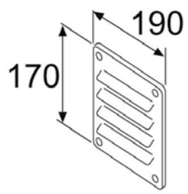	**Louvre plate**				
	L = 190, H = 170, aluminium, for air intake only	■	■	■	1319269A
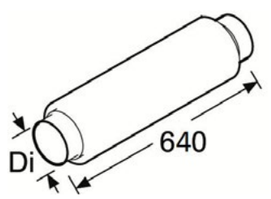	**Air ducting silencer**				
	Di = 90, L = 640, aluminium / plastic	■	■	■	1321734A

Hot Air System

		Air Top 2000 STC	Air Top Evo 40/55	Dual Top ST	Order number
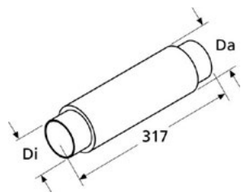	**Air ducting silencer**				
	Di = 90, Da = 122, L = 317, plastic, black	■	■	■	1320996A
	Console				
		■	■	■	1321044A
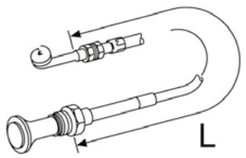	**Control cable**				
	with grip and outer sleeve, for Y-pieces				
	L = 850	■	■	■	1320785A
	L = 1500	■	■	■	1320786A
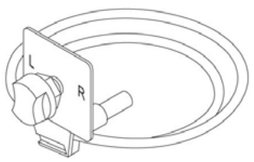	**Control device for distributor**				
	L = 2000, for Y-pieces, with control butterfly valve	■	■	■	1319868A
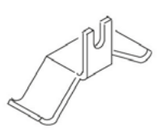	**Clamp**				
	For bowden cable 1320785A and 1320786A	■	■	■	1319688A

Water System

		Dual Top ST	Order number
	Connector		
	Di = 10, brass-barb-connector, 2 pieces	■	9022380A
	Connector		
	pipe connector 15 mm to 10 mm, 2 pieces	■	9022381A

Please refer to our separate heating product catalog for our full range of accessories (see also page 9).

Mounting Parts

		Air Top 2000 STC	Air Top Evo 40/55	Thermo Top Evo	Thermo Pro 50 Eco	Thermo Pro 90	Dual Top ST	Order number
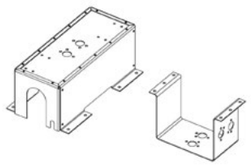	**Installation box**							
	steel, with mounting parts		■					9016392B
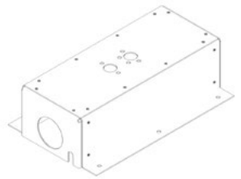	**Installation box**							
	steel, with mounting parts	■						1311609B
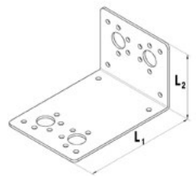	**Heater bracket**							
	L1 =157, L2 =112, W = 130, stainless steel 3 mm, suitable for various installation options	■	■					1319936A
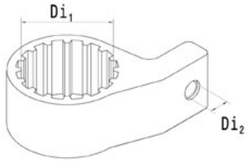	**Fuel pump holder**							
	D1i =35, D2i =6.5, rubber, 3 pieces, black	■	■	■	■	■		1320193A
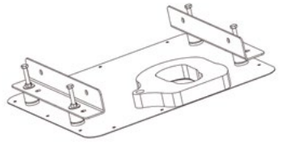	**Kit Dual Top inside application**							
							■	9021728A

Mounting Parts

		Air Top 2000 STC	Air Top Evo 40/55	Thermo Top Evo	Thermo Pro 50 Eco	Thermo Pro 90	Dual Top ST	Order number
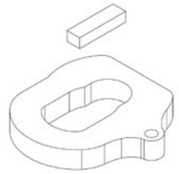	**Sealing for inside application**							
							■	1320726A
	Dual Top basic application							
	L-brackets and mounting parts						■	9021708A

Please refer to our separate heating product catalog for our full range of accessories (see also page 9).

Electrical Accessories

		Air Top 2000 STC	Air Top Evo 40/55	Thermo Top Evo	Thermo Pro 50 Eco	Thermo Pro 90	Thermo Top Pro 120/150	Dual Top ST	Order number
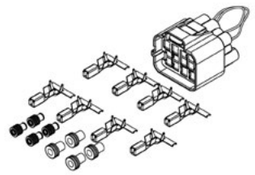	**Wiring harness adapter kit**								
	L = 3000, for Dual Top RHA to Dual Top Evo, for connection of old to new wiring harness							■	1320837A
	Extension cable control panel Dual Top ST 6								
	L = 3000							■	9021976A
	L = 7000							■	9023271A
	**Extension cable control panel Dual Top ST 8**								
	L = 3000							■	9021975A
	Expansion kit 4-pole standard plug								
	for extension cable 4 pin, for control panel, e.g. MultiControl								
	L = 1800	■	■	■	■	■	■	■	1319724A
	L = 3000	■	■	■	■	■	■	■	9031988A
	Extension wiring harness DP40/42								
	for fuel pump DP 40/42								
	L = 3000	■	■	■		■		■	1319526A
	L = 7000	■	■	■		■		■	1319527A
	L = 5000	■	■	■		■		■	1321836A
	Temperature sensor RVM								
	L = 2500	■							9037591A
	L = 5000	■							9037593A
	L = 2500		■						9030881A
	L = 3000							■	9030882A
	L = 5000		■						9030883A

Maintenance and Diagnostics

		Order number
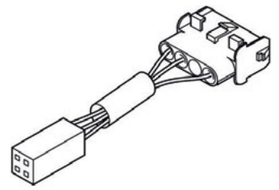	**Adapter cable, PC diagnosis**	
	for diagnosis via 4-pin control connector, also for upgrade kit	1319503A
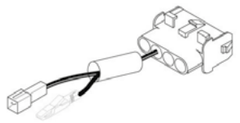	**Adapter cable, PC diagnosis**	
	for Thermo Top C, Thermo Top 98, Air Top 2000, Air Top 2000 S, Air Top 2000 ST	1319943A
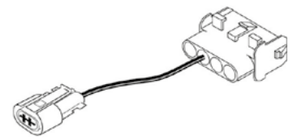	**Adapter cable, PC diagnosis**	
	for Air Top 2000 ST, Air Top 3500 ST, Air Top 5000 ST	1319940A
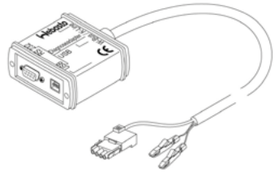	**PC diagnosis kit**	
	for Webasto heating devices, USB port, for Windows operating system	1320920A

Please refer to our separate heating product catalog for our full range of accessories (see also page 9).

Hybrid and Gas only Solutions

Gas only Solutions	76
Hybrid Solutions	77

Hybrid and Gas only Solutions

With the innovative Products by Webasto

NEW Gas only Solution

Gas/Gas Electric

Heat Air

Gas/Gas Electric

Expanse Water Heater

Hybrid Solution

Diesel

Air Top Evo

Gas/Gas Electric

Expanse Water Heater

Gas only Solutions
Advantages and Specifications

Heat Air
Webasto and Whale worked togheter to develop a gas Air heater which is very silent, compact, leightweight and offers almost the same dimensions than the Webasto Air Top Evo.

Gas

Heat Air 4 G/5 GT

or

Gas Electric

Heat Air 5 GTE/6 GTE

+

Expanse water heater

The advantages of the Heat Air:
- Compact, space saving heating solution with narrow rotatable design
- Installed underfloor, maximizing valuable living and storage space
- Interchangeability with the Webasto Air Top Evo
- Suitable for caravans, motorhomes and camper vans
- Available as Gas only or Gas Electric version

Order numbers Heat Air:*
WHSETSL3511A
Heat Air 3 GT (gas only)
WHSETSL5511A
Heat Air 4 G (gas only)
WHSETSL6511A
Heat Air 5 GT (gas only)
WHSETSL5512A
Heat Air 5 GTE (gas electric)
WHSETSL7512A
Heat Air 6 GTE (gas electric)
* Incl. installation material and digital control panel

Technical specifications

	Gas + electric solution New				
	Heat Air 3 GT + Expanse	Heat Air 4 G + Expanse	Heat Air 5 GT + Expanse	Heat Air 5 GTE + Expanse	Heat Air 6 GTE + Expanse
Heating power (kW)					
Cabin air heater Gas	1.4, 3.3	1.4, 2.8, 4.1	1.6, 4.0, 5.0	1.4, 2.8, 4.1	1.6, 4.0, 5.0
Cabin air heater Electric	–	–	–	0.75, 1.50, 3.00	0.75, 1.50, 3.00
Cabin air heater Combined	–	–	–	4.3	5.5
Water heater	1.35	1.35	1.35	1.35	1.35
Gas only (kW)	1.35	1.35	1.35	1.35	1.35
Gas electric (kW)	0.75/1.5	0.75/1.5	0.75/1.5	0.75/1.5	0.75/1.5
Gas consumption (g/h)					
Cabin air heater	109, 239	109, 233, 342	131, 342, 436	109, 233, 342	131, 342, 436
Water heater	98	98	98	98	98
Rated voltage (V)	12 DC	12 DC	12 DC	12 DC/230 AC	12 DC/230 AC
Rated power consumption					
Cabin air heater (A)	0.6 – 2.5	0.6 – 3.3	0.6 – 6.5	0.6 – 3.3	0.6 – 6.5
Cabin air heater (W)				3.3, 6.6, 13.0	3.3, 6.6, 13.0
Water heater (A)	max. 0.48	max. 0.48	max. 0.48	max. 0.48	max. 0.48
Air flow (m³/h)	150	140	220	220	220
Water capacity (l)	8	8	8	8	8
Approximate water heat up times (15 to 70 °C) (min.)	26	26	26	26	26
Dimensions L x W x H (mm)					
Cabin air heater	469 x 165 x 175	469 x 165 x 175	469 x 165 x 175	559 x 165 x 175	559 x 165 x 175
Water heater	522 x 262 x 229	522 x 262 x 229	522 x 262 x 229	522 x 262 x 229	522 x 262 x 229
Weight (kg)					
Cabin air heater	5.9	5.5	5.9	8.7	8.7
Water heater	4.0 – 4.5	4.0 – 4.5	4.0 – 4.5	4.0 – 4.5	4.0 – 4.5

Hybrid Solutions
Hybrid 5 and Hybrid 7

Two smart solutions
Choose between our Hybrid 5 and Hybrid 7:
- Hybrid 5: heat output 4 kW (Air Top Evo 40) + 1.35 kW (Expanse water heater)
- Hybrid 7: heat output 5.5 kW (Air Top Evo 55) + 1.35 kW (Expanse water heater)
- Both Hybrid 5 and Hybrid 7 can be combined with an additional electrical heater for water heating: Hybrid 5 E and Hybrid 7 E

Order numbers
9029235C
Air Top Evo 40 D 12 V RV Standard
9029236D
Air Top Evo 40 D 12 V RV Comfort

Air Top Evo 40

or

Air Top Evo 55

+

Expanse water heater

Order numbers
9029244C
Air Top Evo 55 D 12 V RV Standard
9029245D
Air Top Evo 55 D 12 V RV Comfort

Order numbers Expanse:*
WHSETWL8201A
Expanse Gas water heater onboard
WHSETWL8211A
Expanse Gas water heater underfloor
WHSETWL8202A**
Expanse Gas Elec water heater onboard
WHSETWL8212A**
Expanse Gas Elec water heater underfloor
* Incl. installation material and digital control panel
** KTW approval pending

Technical specifications

	Air Top (Diesel) + Whale Expanse gas only water heater		Air Top (Diesel) + Whale Expanse gas electric water heater	
	Hybrid 5	Hybrid 5 E New	Hybrid 7	Hybrid 7 E New
Heating power (kW)				
Cabin air heater	1.5 – 4	1.5 – 4	1.5 – 5.5	1.5 – 5.5
Water heater	1.35	1.35	1.35	1.35
Gas (kW)	1.35	1.35	1.35	1.35
Electric (kW)	–	0.75/1.5	–	0.75/1.5
Diesel consumption (l/h)	0.18 – 0.49	0.18 – 0.49	0.18 – 0.67	0.18 – 0.67
Gas consumption (g/h)	98	98	98	98
Rated voltage (V)	12	12	12	12
Rated power consumption				
Cabin air heater (W)	15 – 55	15 – 55	15 – 130	15 – 130
Water heater (A)	max. 0.48	max. 0.48	max. 0.48	max. 0.48
Air flow (m³/h)	140	140	220	220
Water capacity (l)	8	8	8	8
Approximate water heat up times (15 to 70 °C) (min.)	26	26	26	26
Dimensions L x W x H (mm)				
Cabin air heater	423 x 148 x 162	423 x 148 x 162	423 x 148 x 162	423 x 148 x 162
Water heater	522 x 262 x 180	522 x 262 x 180	522 x 262 x 180	522 x 262 x 180
Weight (kg)				
Cabin air heater	5.9	5.9	5.9	5.9
Water heater	4.0 – 4.5	4.0 – 4.5	4.0 – 4.5	4.0 – 4.5

Please refer to the Whale catalog for a full range of accessories.

Cooling Solutions

Cool Top Trail Air-Conditioner	80
BlueCool Drive 40	84
Compressor Refrigeration for RV	86
Isotherm Energy Saving Technology	90
Cruise Elegance Refrigerators	92
Drawer Refrigerators & Cooling Boxes	99
Special Refrigeration Projects	106

Rooftop Air-Conditioning Systems
Cool Top Trail 20/24

An ideal climate with rooftop air-conditioning
The smallest models of the Cool Top Trail family are suitable for use in parked motorhomes and caravans of up to 8 m length. With their generously sized heat exchangers they have a high efficiency and high performance. Their reliability and high cooling capacity has already been proven in very hot Australian summers with up to 50 °C outside temperatures. The units come with heat pump function as a standard which is also very powerful, working in cold outside temperatures of as low as -5 °C. Very low noise levels allow you to rest and relax inside the vehicle and do not disturb your neighbors in the RV campsite. The use of high-quality components ensures a long lifetime with a minimum expenditure on maintenance. Made from UV stabilized polypropylene, the housing of the units is robust but still lightweight. The units can be operated with an easy to handle remote control which allows the user to access all air conditioner functions from the comfort of the dining area, seat or bed. Besides cooling and heating the units include various extra features such as dehumidification, timer and sleep function. Cool Top Trail air conditioners are delivered with a mounting frame for roof openings of 400 x 400 mm. For the use in smaller cut-outs of 360 x 360 mm an alternative adaptor frame is available as accessory.

Control element
Comfortable adjustment via remote control

The advantages of the Cool Top Trail 20/24
- Powerful units with high cooling and heating capacity
- Robust, lightweight and low noise
- Wide operating range from -5 to 50 °C
- Low profile and compact design
- Easy installation



Technical specifications

	Cool Top Trail 20	Cool Top Trail 24
Cooling capacity (W)	2,000	2,400
Heating capacity (W)	2,000	2,400
Rated voltage/frequency (V)/(Hz)	230~/50	230~/50
Rated current (cooling mode)	3.0	4.2
Rated current (heating mode)	2.6	3.8
Operating temperature range (°C)	-5 to 50	-5 to 50
Current draw start max. peak (A)	20.6	26.9
Current draw RMS40* (A)	13.8	17.7
Current draw RMS300** (A)	9.7	10.5
Roof thickness (mm)	25 to 85	25 to 85
Roof cut-out (mm)	400 x 400 (360 x 360 with optional adaptor frame)	400 x 400 (360 x 360 with optional adaptor frame)
Dimensions outdoor unit (mm)	1,002 x 566 x 215	1,002 x 566 x 215
Dimensions inner unit (mm)	557 x 536 x 43	557 x 536 x 43
Weight total (kg)	30.8	31.8

* Starting amperage RMS (Root Mean Square) for first 40 ms
** Starting amperage RMS (Root Mean Square) for first 300 ms

Scopes of delivery

Cool Top Trail 20/24
- Outdoor unit
- Indoor unit
- Adaptor frame 400 x 400 mm
- Remote control
- Installation material

1 2 3

Order number
Cool Top Trail 20 Outdoor Unit	**HGN47480001**
Cool Top Trail 24 Outdoor Unit	**HGN47280003**
Cool Top Trail 20/24 Indoor Unit 400 x 400 mm	**HGN47290004**

Accessories (optional)
For the installation of the air conditioner when rooftop cut-out is 36 x 36 cm.
Adaptor frame 36 x 36 cm **HGN36100007**

Electrical power supply
For the connection to the vehicle's 230 V system the installer will have to provide a circuit breaker and possibly a residual current device as well as a power supply cable.

Rooftop Air-Conditioning Systems
Cool Top Trail 34

Powerful rooftop air-conditioning
This powerful model of the Cool Top Trail family is suitable for use in parked motorhomes and caravans of over 8 m length. With its generously sized heat exchangers it has a high efficiency and high performance. Its reliability and high cooling capacity has already been proven in very hot Australian summers with up to 50 °C outside temperatures. The unit comes with heat pump function as a standard which is also very powerful, working in cold outside temperatures of as low as -5 °C. Very low noise levels allow you to rest and relax inside the vehicle and do not disturb your neighbors in the RV campsite. The use of high-quality components ensures a long lifetime with a minimum expenditure on maintenance. Made from UV stabilized polypropylene, the housing of the unit is robust but still lightweight. The unit can be operated with an easy to handle remote control which allows the user to access all air conditioner functions from the comfort of the dining area, seat or bed. Besides cooling and heating the unit includes various extra features such as dehumidification, timer and sleep function. Cool Top Trail air conditioners are delivered with a mounting frame for roof openings of 400 x 400 mm. For the use in smaller cut-outs of 360 x 360 mm an alternative adaptor frame is available as accessory.

The advantages of the Cool Top Trail 34
- Powerful rooftop air conditioner with highest cooling and heating capacity in the range
- Robust, lightweight and low noise
- Wide operating range from -5 to 50 °C
- Low profile and compact design
- Easy installation



Control element
Comfortable adjustment via remote control

Technical specifications

	Cool Top Trail 34
Cooling capacity (W)	3,400
Heating capacity (W)	3,000
Nominal voltage/frequency (V)/(Hz)	230~/50
Rated current (cooling mode)	5.8
Rated current (heating mode)	5.4
Operating temperature range (°C)	-5 to 50
Current draw start max. peak (A)	32.1
Current draw RMS40* (A)	24.2
Current draw RMS300** (A)	13.7
Roof thickness (mm)	25 to 70
Roof cut-out (mm)	400 x 400 (360 x 360 with optional adaptor frame)
Dimensions outdoor unit (mm)	1,122 x 850 x 223
Dimensions inner unit (mm)	575 x 556 x 49
Weight total (kg)	48

* Starting amperage RMS (Root Mean Square) for first 40 ms
** Starting amperage RMS (Root Mean Square) for first 300 ms

Scopes of delivery

Cool Top Trail 34

Outdoor unit
Indoor unit
Adaptor frame 400 x 400 mm
Remote control

1

Order number

DCool Top Trail 34 Outdoor Unit	**HGN47080009**
Cool Top Trail 34 Indoor Unit 400 x 400 mm	**HGN47090009**

2

Accessories (optional)
For the installation of the air conditioner when rooftop cut-out is 36 x 36 cm.

Adaptor frame 36 x 36 cm	**HGN36100007**

3

Electrical power supply
For the connection to the vehicle's 230 V system the installer will have to provide a circuit breaker and possibly a residual current device as well as a power supply cable.

Auxiliary Air-Conditioner for Motorhomes
BlueCool Drive 40

BlueCool Drive 40 – Auxiliary air-conditioner for motorhomes
The BlueCool Drive 40 system was developed specifically for air-conditioning the motorhome's living space while driving. The air-conditioner impresses with 4 kW cooling capacity and is thus one of the most powerful of its kind on the market. The system utilizes partially existing components of the vehicle's own air-conditioning system and is integrated into the refrigerant circuit of this system.

Uniform cooling of the entire interior space
The use of the vehicle's own air-conditioner and the BlueCool Drive results in the creation of a total cooling system that enables uniform cooling of the entire interior space of the vehicle.

The advantages of the BlueCool Drive 40

- High cooling capacity of up to 4.0 kW
- High-quality and reliable components from automotive serial production
- Low maintenance costs
- Compact construction of the evaporator
- Low system weight of less than 7 kg
- Simple performance adjustment via a 3-level blower switch
- Comprehensive scope of delivery

Technical specifications

	BlueCool Drive 40
Max. Cooling capacity (kW)	4.0
Rated voltage (V)	12
Current consumption at 12 V at blower levels 1/2/3 (A)	3.9/4.8/6.6
Electrical power consumption at 12 V at blower levels 1/2/3 (W)	46/57/79
Air flow (m^3/h)	450
Dimensions evaporator L x W x H (mm)	390 x 235 x 125
Weight (kg)	6.6
Refrigerant	R134a

Scopes of delivery

BlueCool Drive 40
Evaporator
Refrigerant lines including the connection fittings and insulation
Condensation drain line
Adapter for the vehicle's own air-conditioning system
Blower speed selector along with the connection terminal and installation instructions for the designated vehicle type

Order number

BlueCool Drive 40

Extension Kit Fiat Ducato	**621ZS98400B**
Extension Kit Ford Transit	**6234448A**

The Blue Cool Drive can be installed in all chassis which are equipped with an own air conditioning sytem. The system is not suitable for use with refrigerant type R1234yf.

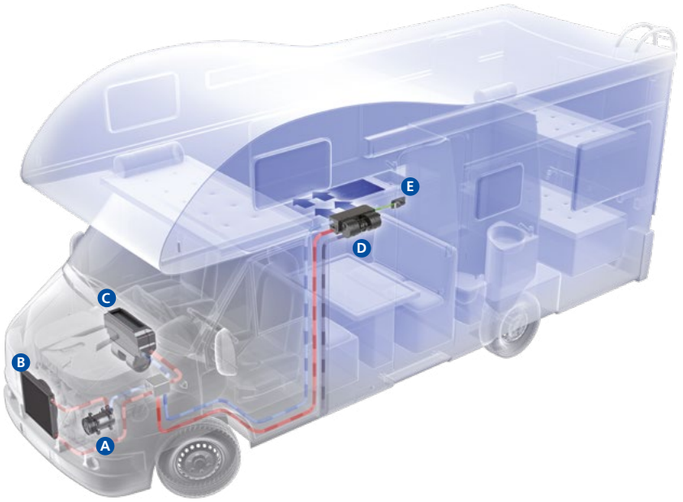

How the air-conditioning system functions:

- The air-conditioning system is operated via the running vehicle engine.
- The refrigerant is compressed in the compressor (A) and thereby heated to a high temperature.
- Now under high pressure, the refrigerant is conveyed to the condenser (B), where it is cooled down and liquefied. In so doing, it gives off heat to the surrounding air.
- Part of the refrigerant is now supplied to the vehicle's own evaporator (C) which also cools the driver's cab.
- The other part of the refrigerant is conveyed to the newly installed evaporator (D) where the refrigerant evaporates, thereby absorbing heat. This heat is withdrawn from the induced air of the cabin, so that cooled air is blown into the living space of the vehicle.
- The passengers in the living space can now set their own climate comfort via the control element (E) in which they can choose from blower levels 0, 1, 2 or 3.

Please refer to our separate accessories catalog for our full range of extension kits and chassis.

Compressor Refrigeration for RV

Why compressor fridges for RV?

- Nowadays, people want comfort like at home, to enjoy any type of food, cold drinks, ice cream… whatever the ambient temperature is. Only compressor technology can guarantee 100% fulfillment of these expectations, especially in summer (>32 °C).
- Technology of DC compressors has improved a lot in the past 10 years and offers now very silent, low consumption, high performing compressors for mobile applications.
- Compressor refrigeration is far more energy efficient (>A+) than absorption fridges (most rated energy class F or worse).
- With the convenient automatic AC/DC switch capability, you no longer have any inconveniences as compared to absorption fridges, which especially in caravans is a great advantage.

Isotherm: A long history of quality in mobile compressor refrigeration

The international strong reputation of the Isotherm brand comes from the excellence of its products, well renowned for their quality, nice design and power consumption efficiency.

Brand of choice in the marine industry for many years, we are now bringing new products and innovations to the recreational vehicle world.

Only a short selection of fridges is presented in this catalog, but Isotherm also offers a very wide range of standard fridges, drawer fridges, cooling boxes and other refrigeration products. Isotherm is very well known for its capability to develop rapidly special products on customer-specific requirements.

Benefits for RV manufacturers:

- Weight saving application (ex: up to 17 kg vs a 140 liter absorption fridge)
- Space saving application: >10% smaller vs absorption fridge
- High flexibility in locating the unit in vehicle layouts
- Easy “plug and play” installation
- Opportunity to create new designs

Benefits for RV owners:

- High performing fridge/ freezer like at home, in all ambient temperatures
- Maintenance-free product
- Low operating costs
- More refrigerated volume in less space
- Quiet operation thanks to secop/danfoss DC compressors

Compressor Technology
Powerful Refrigeration

Compressor cooling is power cooling. Its performance almost totally eclipses that of absorber cooling systems. In the household sector, where attention is focused on performance, energy efficiency and durability, the compressor technology has been the standard for decades.

Freeline 115 Elegance

Why compressor fridges for motorhomes and caravans?
Nowadays, people want comfort like at home, to enjoy any type of food, cold drinks, ice cream… whatever the ambient temperature is.
Only compressor technology can guarantee 100% fulfillment of these expectations, especially in summer (>32 °C).

The technology of DC compressors has improved a lot in the past 10 years and offers now very silent, low-consumption, high-performance compressors for mobile applications.

Compressor refrigeration is far more energy efficient (>A+) than absorption fridges (most rated energy class F or worse).

With the convenient automatic AC/DC switching capability, you no longer have any inconveniences as compared to absorption fridges, which especially in caravans is a great advantage.

The advantages of compressor cooling at a glance:
- Improved cooling performance even at high ambient temperatures
- Exceedingly rapid cool-down
- Very compact and quiet compressor
- Large refrigerator volume with the same dimensions
- DC and AC/DC mode
- High efficency
- Low weight

Product highlights
- Powerful refrigeration and freezing capacity even in great heat
- Very short cool-down, pre-freezing before the journey is no longer required
- Convincing energy efficiency: A+/A++
- More storage space with the same dimensions as absorber refrigerators
- Low weight
- Elegant design – versatile personalization capacity (door front, door handles, etc.)

Vent lock system

With a simple slide of the invisible mechanism, CRUISE Elegance fridges can be switched to ventilation status. The door is kept open while the fridge is out of operation.

Easy fit installation solution

The installation system allows an easy fixing of the cabinet directly from the interior of the fridge. An external flange is not necessary for the installation. An innovative internal bushing structure prevents the crushing of the insulated side wall.

Experts' tip

Gone are the days when food had to be deep frozen before a journey! Compressor refrigerators immediately provide 100% cooling capacity – and that in a top energy efficiency class.

Cooling Technology
Isotherm Intelligent Temperature Control

The ITC Digital Display clearly shows, controls and regulates temperature in a refrigerated compartment from the exterior of a fridge/freezer cabinet. It is dedicated to people who desire a nice-looking interface and a refined product interaction, as well as reduce on board power consumption. Thanks to the presence of an air sensor in the cabinet, the electronic control unit detects the actual air temperature and processes that in combination with the user selected settings, in order to define the compressor operation. Remote product interaction is extremely easy and accurate since data readings appear on the display, like temperature set or detected, selection of energy saving operations, compressor's operation mode settings, (ITC, Eco and Overcooling mode) and choice of 3 battery protection levels. Product integration is simple, allowing a recess flush installation as well as wall mount.

The benefits at a glance:
- Available as retrofit kit or originally fitted on the fridge
- Up to 25 % energy savings due to a more efficient use of the compressor
- Up to 40 % savings with combined effects of stored cooling energy in food and drinks
- Quick cooling in boost mode
- Soft start to avoid starting peaks
- Eco mode
- Easy to set battery protection directly on the display

Cooling Technology
Smart Energy Control

With Isotherm Smart Energy Control, Webasto offers the very unique opportunity to dramatically reduce on board power consumption for refrigeration appliances. When the battery is charged by the alternator (vehicle motor) or by an external 230 V power supply the voltage rises. This generates an electric energy surplus which is used by the electronic board to make the compressor run at max RPM. As a result the temperature inside the refrigerator decreases, cooling down the food and drinks inside, and making them work as cold storage units. As the temperature decreases the compressor will gradually reduce the RPM.

Once either the set temperature or the min. temperature (1°C) is reached, the compressor will keep this temperature level by running at minimum speed with extremely low power consumption.

Isotherm Smart Energy Control – easy to refit
The kit can be easily retrofitted to upgrade the energy saving capabilities of your existing Isotherm refrigeration product. The new Cruise Elegance line provides a preformed location in the cabinet for the temperature sensor.

Order number	Description
SED00033AA	Smart Energy Control Kit (potentiometer, temperature sensor & SEC module)

Dedicated air sensor continuously measures the cabinet air temperature

Potentiometer activates the Isotherm Smart Energy Control mode

Processor-based module is connected to the Danfoss/Secop 12/24 V DC compressor

Multiple benefits from a simple kit:
- Up to 35 % energy savings due to a more efficient use of the compressor
- Up to 50 % savings with combined effects of stored cooling energy in food and drinks
- No need for eutectic plates/special storage devices
- Easy to retrofit
- Quick cooling in boost mode

Freeline Elegance Fridges
Freeline 115 Elegance

The Isotherm Freeline 115 Elegance represents an evolution of the Elegance line, created especially for the recreational vehicle market with efficiency and performance in mind. Characterized by supreme insulation and smart energy usage, the Freeline 115 reaches noticeable electrical efficiency. A spacious cabinet – comprised of a 83 liter fridge and a 32 liter freezer – makes for the optimal usage of space inside the vehicle and allows for perfect travel comfort.

**Energy saving –
Best in class.**

Isotherm Freeline 115		
	static	ventilated
Gross Volume (l)/Freezer (l)	115/32	
Dimensions H x W x D (+ door) (mm)	797 x 525²⁾ x 495 Door's depth (to be added) (+ 50)	801 x 525²⁾ x 520 Door's depth (to be added) (+ 50)
Weight (kg)	29	
Power consumption (Wh/24 h)	363¹⁾	267¹⁾

Order number	Description
F115RSAAS11211AARV	115 l fridge, silver DC 12 V/24 V, right hinged, static condenser
F115RSAAS11111AARV	115 l fridge, silver DC 12 V/24 V, right hinged, ventilated condenser
F115RSAAS71112AARV	115 l fridge, silver DC 12 V/24 V incl. AC 115 V/230 V kit right hinged, ventilated condenser

Designed to set new standards in the recreational vehicle market:

- Low power consumption
- Full width freezer design
- Elegance line features like easy fix, vent-lock system, custom panel options
- Modern, flush mounted control panel incl. LED light and blinking codes for failure display
- ECO function to store "cooling energy" when surplus of power is available
- Optimal usage of space

1) Power consumption in operation in 12 V with + 5 °C in the refrigeration space, ambient temperature + 25 °C (ISO 15502:2005 and EN 153:2006).
2) If the fridge front is flush integrated with the interior a minimum gap of 6 mm is needed between the door stop and the furniture.

Freeline Elegance Fridges
Freeline Slim 140

The Freeline Slim 140 fridge is particularly designed for the van market. With its tall but slim dimensions it is particularly suitable for compact vehicles which still need a comfortable fridge volume. Its excellent insulation ensures very low energy consumption to save batteries. Clever control features like "Silent Night" and "SMART" provide higher comfort on demand. The CI bus interface allows to integrate the fridge into a central monitoring system. A powerful 141 liter compressor refrigerator.

**The New
Freeline Slim 140**

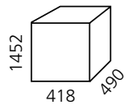

Freeline Slim 140	
Gross Volume (l)/Freezer (l)	141/17
Dimensions H x W x D (mm)	1452 x 418 x 490
Weight (kg)	38
Power consumption (Wh/24 h)	450¹⁾

Order number	Description
IRF140RGABB11211AA	Refrigerator Freeline Slim 140 12/24 V Static

A best in class fridge freezer combination for vans with spacious interior:

- Spacious 141 liter total volume
- Comfortable 17 liter freezer compartment
- Slim design and dimensions specially suitable for vans
- Very low electrical power consumption
- CI Bus ready
- Door panels easily exchangeable to customize fridge
- Comfort and power saving functions like "silent night" and "SMART"
- Environmentally friendly refrigerant gas with very low GWP of 3
- Modern, intuitive control panel incl. blinking codes for diagnosis

1) Power consumption in operation in 12 V with + 5 °C in the refrigeration space, ambient temperature + 25 °C (ISO 15502:2005 and EN 153:2006). Consumption can be further optimized by the use of the SMART function.

CRUISE Elegance Fridges
CRUISE EL 42, 49

The CR EL 42 is the smallest fridge of the CRUISE Elegance line. The fridge features a new inner lining with one adjustable shelf and two retainers inside the door, as well as a freezer compartment with a volume of 4 liters with magnetic steel evaporator door. The compressor, installed on the back of the cabinet, can be removed up to 1 mt. away.

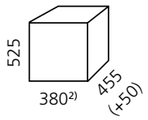

Isotherm CRUISE EL 42	
Gross Volume (l)/Freezer (l)	42/4
Dimensions H x W x D (+ door) (mm)	525 x 380²⁾ x 348 (+107) (+50)³⁾⁴⁾⁵⁾
Weight (kg)	13.5
Power consumption (Wh/24 h)	285¹⁾

Order number	Description
C042RSAAS11111AARV	42 l fridge, silver DC 12 V/24 V, right hinged
C042LSAAS11111AARV	Description: 42 l fridge, silver, DC 12 V/24 V, left hinged

The CR EL 49 features an inner lining with one adjustable shelf and two retainers inside the door, as well as a freezer compartment with a volume of 4 liters with magnetic steel evaporator door.

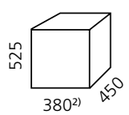

Isotherm CRUISE EL 49	
Gross Volume (l)/Freezer (l)	49/4
Dimensions H x W x D (+ door) (mm)	525 x 380²⁾ x 450 (+50)
Weight (kg)	16
Power consumption (Wh/24 h)	265¹⁾

Order number	Description
C049RSAAS11111AARV	49 l fridge, silver DC 12 V/24 V, right hinged
C049LSAAS11111AARV	49 l fridge, silver DC 12 V/24 V, left hinged
C049RSAAS11151AARV	49 l fridge, silver DC 12 V/24 V, right hinged, Smart Energy Control
C049RSAAS71112AARV	49 l fridge, silver DC 12V/24V incl. AC 115V/230V kit, right hinged

1) Power consumption can be reduced with Smart Energy Control dramatically. Power consumption in operation in 12 V with + 5 °C in the refrigeration space, ambient temperature + 25 °C (ISO 15502:2005 and EN 153:2006).
2) If the fridge front is flush integrated with the interior a minimum gap of 6 mm is needed between the door stop and the furniture.
3) Depth of cabinet 348 mm 4) Remote compressor +107 mm 5) Door thickness +50 mm

CRUISE Elegance Fridges
CRUISE EL 65, 85

The CR EL 65 fridge is based on the same inner lining as the CR 49 EL including one adjustable shelf and two retainers inside the door. It also features a freezer compartment with a volume of 4 liters. Magnetic stainless steel evaporator's door.

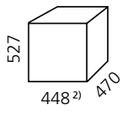

Isotherm CRUISE EL 65	
Gross Volume (l)/Freezer (l)	65/4
Dimensions H x W x D (+ door) (mm)	527 x 450²⁾ x 470 (+50)
Weight (kg)	17
Power consumption (Wh/24 h)	275¹⁾

Order number	Description
C065RSAAS11111AARV	65 l fridge, silver DC 12 V/24 V, right hinged
C065LSAAS11111AARV	65 l fridge, silver DC 12 V/24 V, left hinged
C065RSAAS11151AARV	65 l fridge, silver DC 12 V/24 V, right hinged, Smart Energy Control
C065RSAAS71112AARV	65 l fridge, silver DC 12 V/24 V incl. AC 115V/230V kit, right hinged

The CR EL 85 provides the customer a 6 liter freezer compartment, two adjustable shelves and two retainers inside the door. It is ready for Isotherm Smart Energy Control, like all other CRUISE Elegance fridges. Magnetic stainless steel evaporator's door.

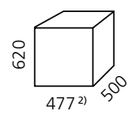

Isotherm CRUISE EL 85	
Gross Volume (l)/Freezer (l)	85/6
Dimensions H x W x D (+ door) (mm)	620 x 477²⁾ x 500 (+50)
Weight (kg)	21
Power consumption (Wh/24 h)	368¹⁾

Order number	Description
C085RSAAS11111AARV	85 l fridge, silver DC 12 V/24 V, right hinged
C085LSAAS11111AARV	85 l fridge, silver DC 12 V/24 V, left hinged
C085RSAAS11151AARV	85 l fridge, silver DC 12 V/24 V, right hinged, Smart Energy Control
C085LSAAS11151AARV	85 l fridge, silver DC 12 V/24 V, left hinged, Smart Energy Control
C085RSAAS71112AARV	85 l fridge, silver DC 12 V/24 V incl. AC 115V/230V kit, right hinged

1) Power consumption can be reduced with Smart Energy Control dramatically. Power consumption in operation in 12 V with + 5 °C in the refrigeration space, ambient temperature + 25 °C (ISO 15502:2005 and EN 153:2006).
2) If the fridge front is flush integrated with the interior a minimum gap of 6 mm is needed between the door stop and the furniture.

CRUISE Elegance Fridges
CRUISE EL 130

The CR EL 130 features a separated freezer compartment with a volume of 6 liters, two adjustable shelves and three retainers inside the door. It is equipped with a vegetable bin covered by two glass shelves. Magnetic stainless steel evaporator's door.

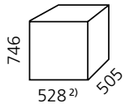

Isotherm CRUISE EL 130	
Gross Volume (l)/Freezer (l)	130/6
Dimensions H x W x D (+ door) (mm)	746 x 528[2)] x 505 (+ 50)
Weight (kg)	25
Power consumption (Wh/24 h)	418[1)]

Order number	Description
C130RSAAS11111AARV	130 l fridge, silver DC 12 V/24 V, right hinged
IRC130LSAAS11111AA	130 l fridge, silver DC 12 V/24 V, left hinged
C130RSAAS11151AARV	130 l fridge, silver DC 12 V/24 V, right hinged, Smart Energy Control

1) Power consumption can be reduced with Smart Energy Control dramatically. Power consumption in operation in 12 V with + 5 °C in the refrigeration space, ambient temperature + 25 °C (ISO 15502:2005 and EN 153:2006).
2) If the fridge front is flush integrated with the interior a minimum gap of 6 mm is needed between the door stop and the furniture.

CRUISE Classic Fridges
CRUISE 36, 42

The CR 36 is a built-in drawer fridge with unique design. Due to its compact dimensions, the CR 36 can be installed where no other fridge might fit. The compressor can be removed up to 1.20 meter away. It comes with a door and mounting frame as standard.



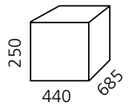

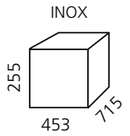

Isotherm CRUISE 36	CR 36	CR 36 INOX
Gross Volume (l)	36	
Dimensions H x W x D (+ door) (mm)	250 x 440 x 685 (+ 35)	255 x 453 x 715
Weight (kg)	15	16
Power consumption (Wh/24 h)	300[1)]	

Order number	Description
1036BA1G00000RV	36 l DRAWER, white, DC 12 V/24 V
1036BA1EK0000RV	36 l DRAWER INOX, stainless steel design, DC 12 V/24 V

The CR EL 42 is the smallest fridge of the CRUISE Elegance line. The fridge features a new inner lining with one adjustable shelf and two retainers inside the door, as well as a 4 liter freezer compartment with magnetic steel evaporator door. The compressor, installed on the back of the cabinet, can be removed up to 1 mt. away.

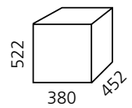

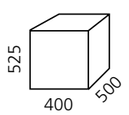

Isotherm CRUISE 42	
Gross Volume (l)/Freezer (l)	42/4
Dimensions H x W x D (+ door) (mm)	522 x 380 x 452 (+ 40)
Weight (kg)	16
Power consumption (Wh/24 h)	300[1)]

Order number	Description
IRC042RBABG11111AA	42 l fridge, grey door panel, DC 12 V/24 V, right hinged

The CR 42 Inox Clean Touch is the stainless steel design version of the CR 42.

Isotherm CRUISE 42 INOX CLEAN TOUCH	
Gross Volume (l)/Freezer (l)	42/4
Dimensions H x W x D (+ door) (mm)	525 x 400 x 500
Weight (kg)	17
Power consumption (Wh/24 h)	285[1)]

Order number	Description
C042RNEIT11111AARV	42 l fridge, INOX CLEAN TOUCH, stainless steel design, DC 12 V/24 V, right hinged with flush mounting frame

1) Power consumption in operation in 12 V with + 5 °C in the refrigeration space, ambient temperature + 25 °C (ISO 15502:2005 and EN 153:2006).

Drawer Fridges and Freezers
DRAWER 16, 30

The smallest and lightest drawer unit available on the market, unique with its user friendly digital interface. It is provided with rails and door in stainless steel, painted in silver colour. It can be used as a fridge or freezer (-6°C).

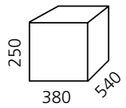

Isotherm DR 16	
Gross Volume (l)	16
Dimensions H x W x D (mm)	250 x 380 x 540
Weight (kg)	14
Power consumption (Wh/24 h)	160[1)]

Order number	Description
D016DSAAS12111AARV	16 l fridge or freezer, stainless steel DC 12 V/24 V

The Drawer 30 is a drawer refrigerator with a user-friendly digital interface, specified for internal applications. It is available as black version with steel rails and black painted steel door. As stainless steel version it comes with AISI 304 stainless steel rails and stainless steel door, painted in silver colour Equipped with BD 1.4F Secop compressor, it requires minimum installation space.

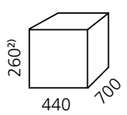

Isotherm DR 30	
Gross Volume (l)	30
Dimensions H x W x D (mm)	260 x 440 x 700
Weight (kg)	18
Power consumption (Wh/24 h)	270[1)]

Order number	Description
IRD030DBAAB12111AA	30 l fridge, black DC 12V/24 V
IRD030DSAAS12111AA	30 l fridge, stainless steel, DC 12 V/24 V
IRD030DWAAW12111AA	30 l fridge, white, DC 12V/24V

1) Power consumption in operation in 12 V with + 5 °C in the refrigeration space, ambient temperature + 25 °C (ISO 15502:2005 and EN 153:2006).
2) 250 without rubber feet.

Drawer Fridges and Freezers
DRAWER 49, 55 frost-free

The DR 49 is a space-saving drawer unit with various front door options. The interior is designed to suit international cans and food packs with two robust drawers, conventional international sizes of integrated adjustable bars, freezer compartment (-6°C) and internal blue LED light.

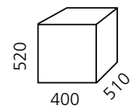

Isotherm DR 49	INOX		Without door panel
Gross Volume (l)/Freezer (l)	49/6		
Dimensions H x W x D (mm)	520 x 400 x 510		520 x 385 x 515
Weight (kg)	26	24	23
Power consumption (Wh/24 h)	399[1)]		

Order number	Description
3049BA2C00000RV	49 l DRAWER INOX, stainless steel design, frost-free, DC 12 V/24 V
3049BA2P00015RV	49 l DRAWER, door front for individual use of an own door panel, DC 12 V/24 V
3049BA7C00000RV	49 l DRAWER INOX, stainless steel design DC 12 V/24 V incl. AC 115 V/230 V kit

Note: This drawer fridge is supplied with a 3-sided flush stainless steel mounting frame as standard.

The DR 55 drawer freezer combines innovative design with the most modern technology such as automatic defrost which allows having home comfort on board. The DR 55 F is equipped with an internal fan for temperature constant control and a sequence of 5 LED lights for blue internal light.

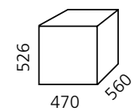

Isotherm DR 55 frost-free	INOX		Without door panel
Gross Volume (l)	55		
Dimensions H x W x D (mm)	526 x 470 x 560		525 x 455 x 570
Weight (kg)	28	26	25
Power consumption (Wh/24 h)	740[1)]		

Order number	Description
3055BH2P00015RV	55 l DRAWER, door front for individual use of an own door panel, frost-free, DC 12 V/24 V

Note: This drawer freezer is supplied with a 3-sided flush stainless steel mounting frame as standard.

1) Power consumption in operation in 12 V with + 5 °C in the refrigeration space, ambient temperature + 25 °C (ISO 15502:2005 and EN 153:2006).

Drawer Fridges and Freezers
DRAWER 65, 85

The DR 65 is a space-saving, front-opened drawer. Its new design is based on the standard 65 liter refrigerator but with a pull-out drawer featuring an innovative interior concept with bins, bottle racks and a freezer compartment (-6°C). A sequence of 5 LED lights provides blue internal light. Available as stainless steel INOX version and also with additional frost free technology.

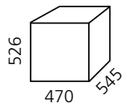

Isotherm DR 65	INOX		Without door panel
Gross Volume (l)	65		
Dimensions H x W x D (mm) Frost-free version (mm)	526 x 470 x 545 526 x 470 x 560		525 x 455 x 550 525 x 455 x 570
Weight (kg)	30	28	27
Power consumption (Wh/24 h) Frost-free version	470 320[1)]		

Order number	Description
3065BG2C00000RV	65 l DRAWER INOX, stainless steel design, frost-free, DC 12 V/24 V
3065BA2C00000RV	65 l DRAWER, stainless steel, DC 12 V/24 V
3065BA7C00000RV	65 l DRAWER, stainless steel, DC 12 V/24 V incl. AC 115 V/230 V kit

Note: This drawer fridge is supplied with a 3-sided flush stainless steel mounting frame as standard.

The DR 85 Inox is a drawer refrigerator in stainless steel design providing a gross internal volume of 85L. The main drawerdoor mechanism is the top quality Isotherm solution, capable to ensure safe and large storage for food and drinks. A bottle rack is provided on the main counter door. Two inner drawers are available to ensure the maximum usability as well as great storage, with the top one as freezer compartment (-6 °C).

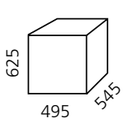

Isotherm DR 85 INOX	
Gross Volume (l)/Freezer (l)	85/9
Dimensions H x W x D (mm)	625 x 495 x 545
Weight (kg)	32
Power consumption (Wh/24 h)	396[1)]

Order number	Description
D085DNEIA11111AARV	85 l DRAWER INOX, stainless steel design, DC 12 V/24 V

Note: This drawer fridge is supplied with a 3-sided flush stainless steel mounting frame as standard.

Drawer Fridges and Freezers
DRAWER 130

The DR 130 Inox is a drawer refrigerator in stainless steel design providing a gross internal volume of 130L. The main drawer mechanism is the top quality Isotherm solution, capable to ensure safe and large storage for food and drinks. A bottle rack and a patented modular shelves disposal are provided on the main counter door. Two inner drawers are available to ensure the maximum usability as well as great storage, with the top one as freezer compartment (-6°C).

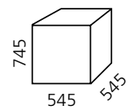

Isotherm DR 130 INOX	
Gross Volume (l)/Freezer (l)	130/10
Dimensions H x W x D (mm)	745 x 545 x 545
Weight (kg)	35
Power consumption (Wh/24 h)	436[1)]

Order number	Description
D130DNEIA11111AARV	130 l DRAWER INOX, stainless steel design, DC 12 V/24 V

Note: This drawer fridge is supplied with a 3-sided flush stainless steel mounting frame as standard.

1) Power consumption in operation in 12 V with + 5 °C in the refrigeration space, ambient temperature + 25 °C (ISO 15502:2005 and EN 153:2006).

Cooling Boxes – For Installation

BI 16, 29 Dual, 30, 36

The BI 16 is a refrigerator box equipped with the space saving Secop BD Micro compressor solution. The upper lid with inner recess allows big bottles storage. Temperature range 0°C to +10°C. It combines great usability to high development standards, thanks to its easy to use digital display and to a splash proof IPX5 front protection.

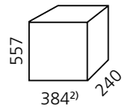

Isotherm BI 16	
Gross Volume (l)	16
Dimensions H x W x D (mm)	557 x 384[2)] x 240
Weight (kg)	11.9
Power consumption (Wh/24 h)	165[1)]

Order number	Description
B016TNAAB12111AARV	16 l cooling box, DC 12 V/24 V

The BI 29 is a refrigerator or freezer box with stainless steel inner lining and plastic bottom section. It offers a range of +10 °C to -12 °C. Equipped with roller slides (optional) the box can be used as a drawer. The compressor can be removed up to 1.1 meter away.

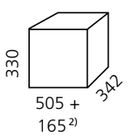

Isotherm BI 29 Dual	
Gross Volume (l)	29
Dimensions H x W x D (mm)	330 (+ 40mm for lid) x 342 x 505 +165[2)]
Weight (kg)	18
Power consumption (Wh/24 h)	250[1)]

Order number	Description
3029BB2D00000RV	29 l cooling box, white lid, stainless steel design inside, DC 12 V/24 V

The BI 30 is a top loading refrigerator box equipped with a digital display, an internal basket and an easy-fix system. Temperature range from 0°C to +10°C. It combines great usability to high development standards.

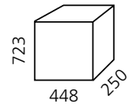

Isotherm BI 30	
Gross Volume (l)	30
Dimensions H x W x D (mm)	723 x 448 x 250
Weight (kg)	18
Power consumption (Wh/24 h)	265

Order number	Description
IRB030TNAAB12111AA	30 l cooling box, black door, DC 12 V/24 V

The BI 36 is a top loading refrigerator box equipped with the Secop BD35F 12/24V DC compressor. The product is meant to be integrated into customer's furniture and customized in finishing via the upper lid, granting safe hinging according to product application type and layout specifications. Set temperature range is from 0°C to +10°C.

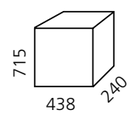

Isotherm BI 36	
Gross Volume (l)	36
Dimensions H x W x D (mm)	690 (+ 25mm for lid) x 438 x 240
Weight (kg)	15.3

Order number	Description
IRB036TNACP12111AA	36 l cooling box, top to be finished by the upper lid DC 12 V/24 V

1) Power consumption in operation in 12 V with + 5 °C in the refrigeration space, ambient temperature + 25 °C (ISO 15502:2005 and EN 153:2006).
2) Compressor dimensions

Cooling Boxes – For Installation

BI 40, 41 Dual

The BI 40 is a built-in refrigerator box. It is equipped with an L-shaped evaporator. The fan-cooled compressor is mounted on the side and can be removed up to 1.2 meter away.

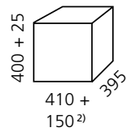

Isotherm BI 40	
Gross Volume (l)	40
Dimensions H x W x D (mm)	400 (+ 25mm for lid) x 395 x 410 + 150[2)]
Weight (kg)	16
Power consumption (Wh/24 h)	270[1)]

Order number	Description
3040BA2A00000RV	40 l cooling box, black lid, loose, DC 12 V/24 V

The BI 41 is a refrigerator or freezer box with stainless steel inner lining, plastic bottom section and a wire basket. It offers a range of +10°C to -10°C. The fan-cooled compressor is mounted on the bottom, or easily repositioned up to 1.5 meter away.

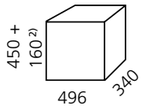

Isotherm BI 41 Dual	
Gross Volume (l)	41
Dimensions H x W x D (mm)	450 (+ 15mm for lid) + 160[2)] x 496 x 340
Weight (kg)	19
Power consumption (Wh/24 h)	270[1)]

Order number	Description
3041BA2A00000RV	41 l cooling box, white lid, loose, stainless steel design inside, DC 12 V/24 V

1) Power consumption in operation in 12 V with + 5 °C in the refrigeration space, ambient temperature + 25 °C (ISO 15502:2005 and EN 153:2006).
2) Compressor dimensions

Special Refrigeration Projects

Isotherm compressor fridge solutions for RV manufacturers of any size

The brand Isotherm is well known in the worldwide marine market for high quality compressor fridge solutions. Webasto now offers these proven solutions especially to motorhome and caravan manufacturers of all nations. The combination of performance, size and fridge volume make the compressor fridge not only interesting for motorhome enthusiasts but also to caravan users.

Webasto's intention to provide sophisticated Isotherm compressor fridges is to offer solutions which haven't been seen by the RV market yet. Especially drawer fridges do offer a variety of advantages. Besides its posh look the fridge is easy accessible and ideally located directly below the kitchen work top.

It allows very easy storage and handling from the top without having to dig into the depth of shelves of conventional door type fridges. Also due to the product design, cold air won't just fall out of the fridge as it does with normal fridges – it will stay in the bottom drawer which saves additional energy.

Compressor fridges do also offer the possibility to change the product design completely which means further innovation possibilities for RV manufacturers.

Product highlights

- Isotherm compressor fridge solutions offer several features not only to manufacturers.
- Use of the worldwide only compressor verified for the automotive industry: Secop
- Low noise level
- Maintenance free
- Impressive efficiency (A+/A++)
- Ventilation position of door
- Low weight
- Easy installation
- No grilles and ventilation outlet on the outer wall of the vehicle

Freedom in layout and design.

Some examples of freedom in layout and design

Since the compressor can be mounted separately, the fridge cabinet itself can have any form. Also the fridge can be placed anywhere since there is no need of grills or chimneys on the outside of the vehicle.

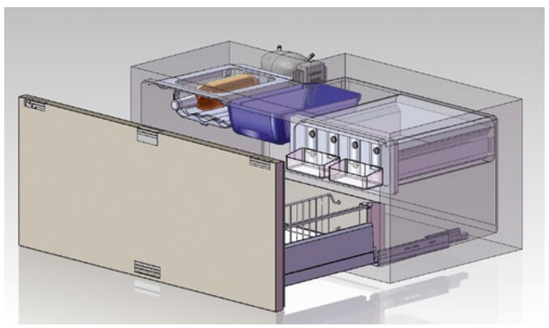

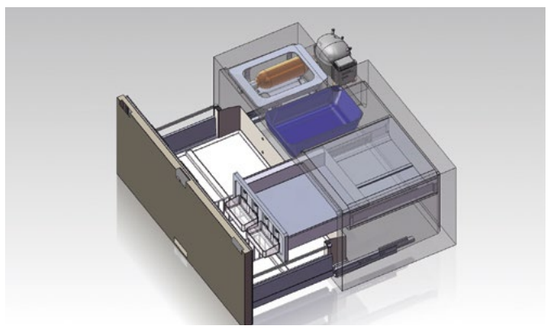

XL Freeze

- The door can be customized with a front panel chosen by the customer.
- The cabinets inside can be adjusted to the needs of the customer.
- The design of the drawer fridge offers an easy overview of the fridge's contents.

BI 16

- Vertical top loader in-build fridge has been developed for vans with limited space.
- In-built concept enables easily integration into overal vehicle design.

Comfort Products: Diesel Cooker

Application Concept	110
Advantages	111
Diesel Cooker X 100	112

Diesel Cooker
Application Concept

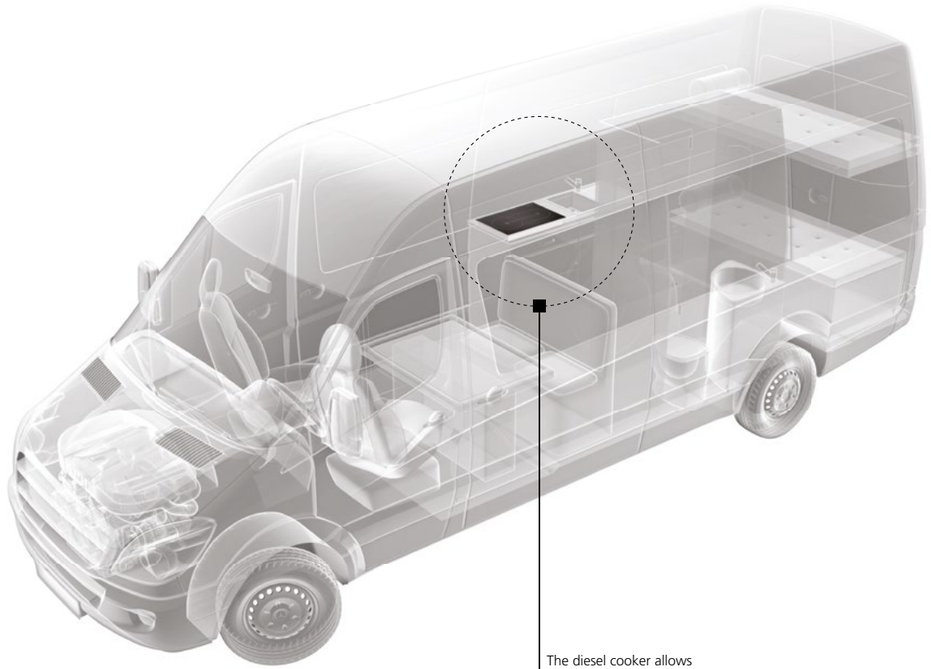

The diesel cooker allows cooking without any open flames in the vehicle

Diesel Cooker
Advantages

The advantages of Webasto diesel cookers

- One-flame cooker with a diesel burner as heat source
- Key enabler of autonomous gas free camping
- Robust, high quality CERAN® cooking surface
- Easy to use and to clean
- Low current and fuel consumption
- Altitude function for optimal use in mountains
- Hot plate indication light
- Diesel-fueled, directly fed from the tank
- Easy installation thanks to compact size

How the diesel cooker works

The heat generated by the fuel combustion process is transferred to the glass ceramic panel, and the exhaust gases directed out of the vehicle through an exhaust gas pipe inside the cooling air pipe. The vapour content of the exhaust gases therefore do not give rise to greater humidity in the vehicle. The diesel cooker's heat output is continuously adjustable. In addition a cooling fan in the ventilation box ensures that the temperature does not reach a critical limit in the installation area. Hot air is drawn off through the cooling air pipe.

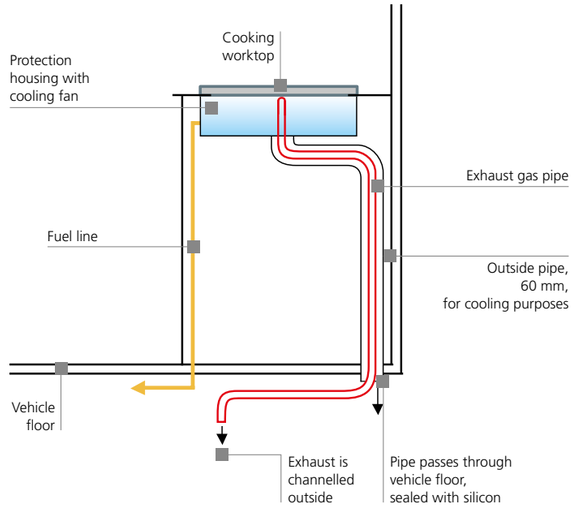

Please refer to our separate heating product catalog for our full range of accessories (see also page 9).

Diesel Cooker

Diesel Cooker X 100

Diesel Cooker X 100 – Freedom and autonomy
The Webasto Diesel Cooker X 100 is the perfect solution for independent travellers and individuals who intend to have only one fuel on board.
The cooker is operated via a diesel burner which is sourced with fuel out of the vehicle's tank. Warm air, combustion and smells are fed directly outside.
The robust, high quality CERAN® cooking field provides a wide cooking zone.

The left side is for cooking and the right side for heating up food as well as maintaining warmth. Thanks to its compact dimensions and flat design, the Webasto Diesel Cooker fits even into the smallest kitchen.
Another advantage of the CERAN® cooking plate: It can be cleaned easily.

Product highlights
- Robust, high quality CERAN® cooking surface
- Easy to use and to clean
- Low current and fuel consumption
- Hot plate indication light
- Full functionality at high altitudes
- Silent operation

Scopes of delivery

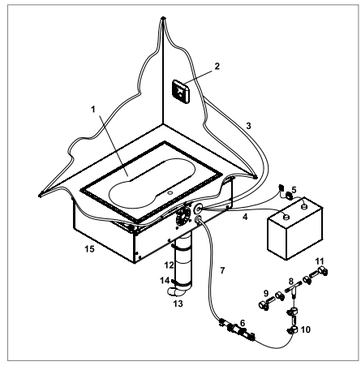

Scopes of delivery
1. Diesel cooker X100
2. Control panel
3. Control panel cables
4. Power cables
5. Main fuse 15A
6. Fuel filter
7. Fuel hose
8. T-piece fuel connection
9. Fuel hose
10. Hose clamp
11. Hose clamp
12. Cooling air tube
13. Exhaust tube stainless steel
14. Exhaust clamp
15. Ventilation box

Technical specifications

	Diesel Cooker X 100
Cooking power (kW)	0.9 – 1.9
Power consumption (A)	0.3 (max. at start-up approx. 8 A for 4 min.)
Fuels	Diesel DIN EN 590, Diesel B20 – B30 DIN EN 16709, Paraffinic fuel (HVO/GTL) DIN EN 15940
Fuel consumption (l/h)	0.09 – 0.18
Start-up time (min.)	~ 3
Rated voltage (V)	12
Dimension of CERAN® hot plate L x W x H (mm)	466 x 316 x 50
Dimension of protective casing L x W x H (mm)	565 x 366 x 172 (2 cm cooling air hose ring)
Weight (kg)	8 (hot plate) 1.5 (casing)

1 **Order number**
Diesel Cooker X 100 **WA120000B**

2 **Mounting parts (optional)**
Basic mounting parts are already included in the scope of delivery. If you need any special parts please refer to the mounting parts section.

3 **Fuel extractor**
The connection of the cooker to the fuel system depends on the vehicle. A basic fuel extractor is part of the delivery scope. If you need any additional parts, please refer to the fuel section for more information.

4 **Accessories (optional)**
For the extensions of your diesel cooking system you can find other installation and system components in the separate heating accessories catalog.

Webasto subsidiaries and representatives

Head Office
Webasto Thermo & Comfort SE
Friedrichshafener Straße 9
82205 Gilching
Tel.: +49 89 85794-0
www.webasto.com

Argentina
FRIBA TECNOLOGÍA S.A.
Av. Pavón 4080/84
C1253AAY Buenos Aires
Phone: +54 11 49242117
www.friba.com.ar

Australia
Webasto Thermo & Comfort
Australia Pty. Ltd.
423-427 The Boulevarde
NSW 2232 Kirrawee
Phone: +61 2 85364800
www.webasto.com.au

Austria
Webasto Fahrzeugtechnik G.m.b.H.
Jochen-Rindt-Straße 19
1230 Vienna
Phone: +43 1 6043780
www.webasto.at

Belarus
Falkat GmbH
Ul. Drozda 8
220004 Minsk
Phone: +375 17 2001894
www.falkat.com

Benelux
Webasto Thermo & Comfort
Benelux B.V.
Constructieweg 47
8263 BC Kampen
Phone: +31 38 3371137
www.webasto.nl

Brazil
ACA – Ar Condicionado Automotivo
661, R. Henrique Gonzaga de Souza Neto
Guatupê, São José dos Pinhais
PR, 83060-460, Brasil
Phone: +55 41 3098-8686
www.aca.ind.br

Bulgaria
Rhea MP GmbH
ul. Boris Iliev 17
1839 Sofia
Phone: +359 2 9420555
www.rheamp.com

Chile
Webasto Thermo & Comfort –
LATAM
Hermanos Cabot 6707 - Dpt. 126
Las Condes – Santiago de Chile
7561255 – Chile
Phone: +56 (9) 4683 1100
www.webasto.es

China
Webasto Thermo & Comfort
Technology (Beijing) Co. Ltd.
A 2105, Building 2,
Boya International Center
No. 1 Lize Zhongyi Road
Chaoyang District
100102 Beijing
Phone: +86 10 84782320
www.webasto.cn

Czech Republic
Webasto Thermo & Comfort
Czech Republic s.r.o.
Na Strži 1373/35
14000 Praha 4
Phone: +420 241045450-7
www.webasto.cz

Denmark
Webasto Thermo & Comfort
Denmark A/S
Islevdalvej 180
2610 Rødovre/Copenhagen
Phone: +45 44522000
www.webasto.dk

Estonia
AS KG KNUTSSON
Saeveski 12
11214 Tallinn
Phone: +372 6 519300
www.kgk.ee

Finland
Oy Kaha AB
Ansatie 2
01740 Vantaa
Phone: +358 9 61568379
www.kaha.fi

France
Webasto Thermo & Comfort
France S.A.S.
PA Estuaire Sud
Rue du Camp d'Aviation
44320 Saint Viaud
Phone: +33 (0) 1 69 13 84 00
www.webasto-france.fr

Germany
Webasto Thermo & Comfort SE
Friedrichshafener Straße 9
82205 Gilching
Phone: +49 (0) 395 5592-229
www.webasto.de

Great Britain
Webasto Thermo & Comfort UK Ltd.
White Rose Way
South Yorkshire
Doncaster DN4 5JH
Phone: +44 (0) 1302 322232
www.webasto.co.uk

Webasto subsidiaries and representatives

Greece
SYSTEMS S.A.
73rd, Agias Annis street
18233 Rentis
Phone: +30 210 3472105
www.systemssa.gr

Hungary
Webasto Thermo & Comfort
Hungária Kft.
Szent László út 73
1135 Budapest
Phone: +36 1 3502338
www.webasto.hu

Iceland
Bilasmidurinn hf.
Bíldshofda 16
110 Reykjavik
Phone: +354 5672330
www.bilasmidurinn.is

India
Webasto Roofsystems
India Pvt. Ltd.
Ghat 838/1, Pune Nagar Highway
District: Sanaswadi
412208 Pune
Phone: +91 2137619902
www.webasto.com

Italy
Webasto Thermo & Comfort
Italy S.r.L.
Via Efrem Nobili 2
40062 Molinella (BO)
Phone: +39 051 6906 248
www.webasto.it

Japan
Webasto Thermo & Comfort
Japan Co. Ltd.
3-19-5 Shin-Yokohama Kohoku-ku
Kanagawa Prefecture
222-0033 Yokohama
Phone: +81 45 4741761
www.webasto.co.jp

Kazakhstan
Webasto Thermo & Comfort
Kazachstan LLP
Alash High Road office No. 101, 22
010000 Astana city
Phone: +7 383 3637115
www.webasto.ru

Latvia
KG Knutsson SIA
Gunara Astras iela 3
1084 Riga
Phone: +371 67 807 870
www.webasto.lv

Lithuania
UAB KG Knutsson
Jocioniu g. 14
02300 Vilnius
Phone: +370 2758181
www.kgk.lt

Moldavia – via Webasto Romania
Webasto Romania Trading S.R.L.
Sos Odai, nr.40
075100 Otopeni, Ilfov
Phone: +40 21 2032751
www.webasto.ro

Mongolia – via Webasto China
Webasto Thermo & Comfort
Technology (Beijing) Co. Ltd.
A 2105, Building 2, Boya Internatio-
nal Center
No. 1 Lize Zhongyi Road
Chaoyang District
100102 Beijing
Phone: +86 10 84782320
www.webasto.cn

Netherlands
Webasto Thermo & Comfort
Benelux B.V.
Constructieweg 47
8263 BC Kampen
Phone: +31 38 3371137
www.webasto.nl

Norway
Webasto Thermo & Comfort
Norway
Industriveien 34A
2072 Dal
Phone: +47 61162000
www.webasto.no

Poland
Webasto Petemar Sp. z.o.o.
ul. Warszawska 205/219
05-092 Lomianki
Phone: +48 22 7327320
www.webasto.pl

Romania
Webasto Romania Trading S.R.L.
Sos Odai, nr.40
075100 Otopeni, Ilfov
Phone: +40 21 2032751
www.webasto.ro

Russia
Webasto Rus OOO
Ul. Gorki Kiovskie, vl. 13
141730 Lobnya
Moscow Region
Phone: +7 495 5796020
www.webasto.ru

Slovakia
Webasto Thermo & Comfort
Slovakia s.r.o.
Galgovecká ulica 3
040 11 Košice
Phone: +421 5 57871000
www.webasto.sk

Slovenia
Webasto Thermo & Comfort
avtomobilska tehnika d.o.o.
Cesta v Gorice 34
1000 Ljubljana
Phone: +386 1 2008712
www.webasto.si

Webasto subsidiaries and representatives

South Korea
Webasto Korea Inc.
Indeogwon IT Valley,
40 Imi-ro, Bldg. B, Suite 612
16006 Uiwang-si, Gyeonggi-do
Phone: +82 31 80170241
www.webasto.kr

Spain
Webasto Thermo & Comfort Ibérica S.L.U.
C/Mar Tirreno 33
Polígono Industrial
28830 San Fernando de Henares (Madrid)
Phone: +34 91 626 86 11
www.webasto.es

Sweden
KG Knutsson AB
Hammarbacken 8
19181 Sollentuna, Stockholm
Phone: +46 8 923000
www.kgk.se

Turkey
Webasto Thermo Comfort Iklimlendirme Sistemleri Ticaret Limited Sirketi
Manisa Organize Sanayi Boelgesi 4. Kısım
Ahmet Nazif Zorlu Bulvarı No: 8
45030 Manisa
Phone: +90 236 226 90 00
www.webasto.com.tr

USA
Webasto Thermo & Comfort North America Inc.
15083 North Road
FENTON MI 48430-1384
Phone: +1 810 593 5902
www.webasto.us

Ukraine
Thermo Projects Ukraine LLC
Nezalezhnosti boulevard, 20
07400, Brovary, Ukraine
Phone: +38 (044) 503-31-76
www.webasto.com/ua

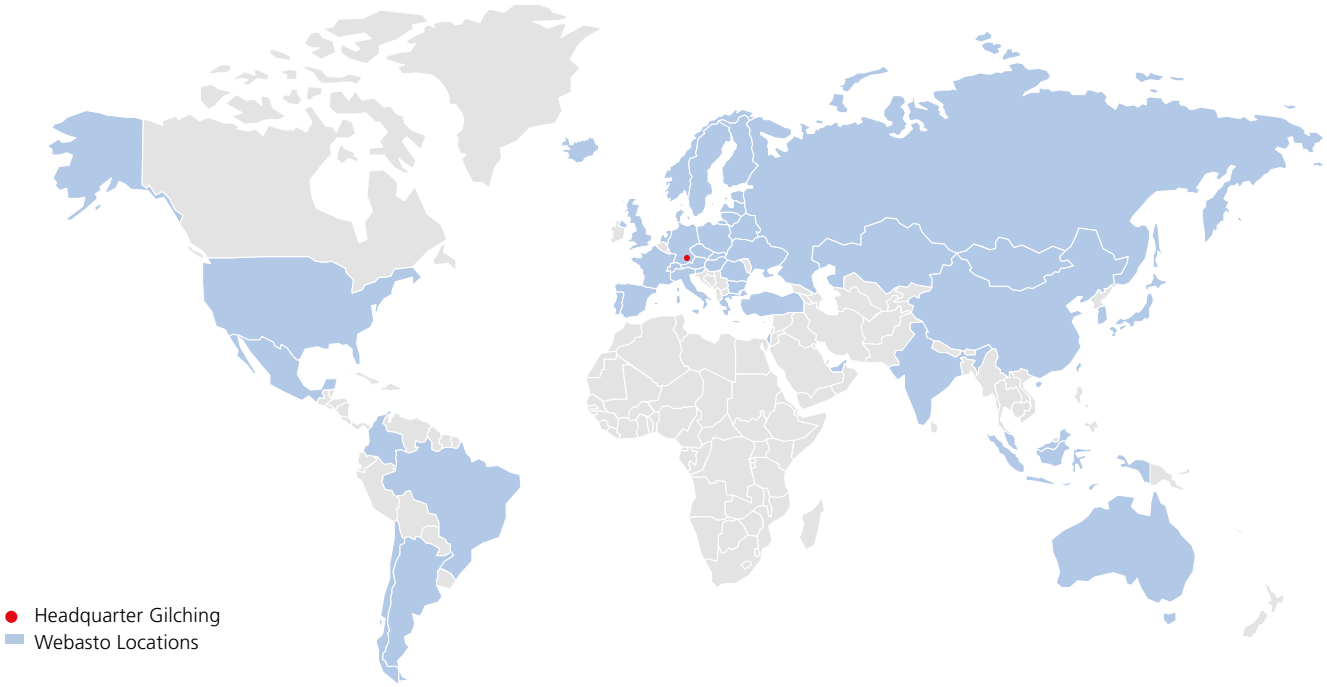

The Webasto Group is a global innovative systems partner to almost all automobile manufacturers and among the top 100 suppliers in this industry sector. The company's product portfolio comprises a broad range of roof and heating systems for every type of vehicle and all drive types as well as battery systems and charging solutions. Moreover, Webasto has a strong position in the aftermarket providing dealers and end customers with customized solutions and services relating to thermo management and electromobility. In 2019 the company generated sales of around 3.7 billion euros and had almost 14,000 employees at more than 50 locations (with over 30 of these being manufacturing plants). The headquarters of the company, founded in 1901, is located in Stockdorf near Munich (Germany).

08/21 • Errors and omissions excepted • Printed in Germany • © Webasto Thermo & Comfort SE 2021

Webasto Thermo & Comfort SE
Friedrichshafener Str. 9
82199 Gilching
Germany

webasto.com